

Influences of the preceding winter Northern Hemisphere annular mode on spring extreme low temperature events in the north of eastern China

Shan Yin, Jianping Li and Juan Feng



State Key Laboratory of Numerical Modeling for Atmospheric Sciences and Geophysical Fluid Dynamics,
Institute of Atmospheric Physics, Chinese Academy of Sciences, Beijing, China
Graduate University of Chinese Academy of Sciences, Beijing, China



1. Introduction

The Northern Hemisphere annular mode (NAM) is a major planetary-scale pattern of climate variability in the Northern Hemisphere, which is characterized by an out-of-phase relationship in the strength of the zonal flow along 65° N and 35° N (Li and Wang, 2003).

Much evidence demonstrates that the NAM has a broad and important influence on the climate of the Northern Hemisphere, as well as the atmospheric circulation in Asian (e.g. Thompson and Wallace, 2001; Ding and Li, 2005). However, less attention has been paid on the relationship between the NAM and extreme temperature events in China. Here we try to preliminarily interpret influences of the preceding boreal winter (December-February) NAM on spring extreme low temperature events in the north of eastern China.

2. Data and method

Four datasets are employed in this study: the homogenized 549 National Standard Stations (NSSs) dataset in China (Li and Yan, 2009), the NCEP/NCAR reanalysis monthly data (Kalnay et al., 1996) of 1959-2008, continental snow cover areas for Eurasia calculated by Rutgers University Climate Lab and global monthly satellite-derived Snow Water Equivalent (SWE) data for period from 1978 to 2007. The correlation and composite analysis are adopted here.

➤ The five extreme low temperature indices used here are based on the definitions of CLIVAR Expert Team:

- Cold nights (TN10p): Percentage of days when daily minimum temperature (T_{min}) < 10th percentile
- Cold days (TX10p): Percentage of days when daily maximum temperature (T_{max}) < 10th percentile
- Minimum T_{min} (TNn): Minimum value of daily T_{min}
- Minimum T_{max} (TXn): Minimum value of daily T_{max}
- Number of frost days (FD): Monthly count of days when daily T_{min} < 0°C

➤ The NAMI is defined as follows (Li and Wang, 2003):

$$NAMI = [SLP]_{25^{\circ}N} - [SLP]_{65^{\circ}N}$$

[SLP]: Normalized zonal-mean sea level pressure anomaly

3. Relationship between the preceding winter NAM and spring extreme low temperature events

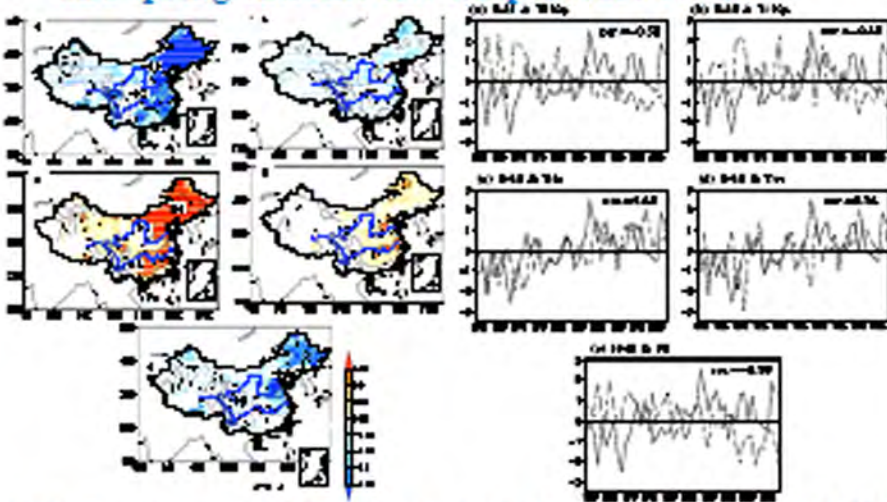


Fig.1 Correlation maps between the preceding winter NAMI and spring extreme low temperature indices in China: (a) TN10p, (b) TX10p, (c) TNn, (d) TXn and (e) FD. Shaded areas denote those correlation coefficients beyond the 95% confidence level.

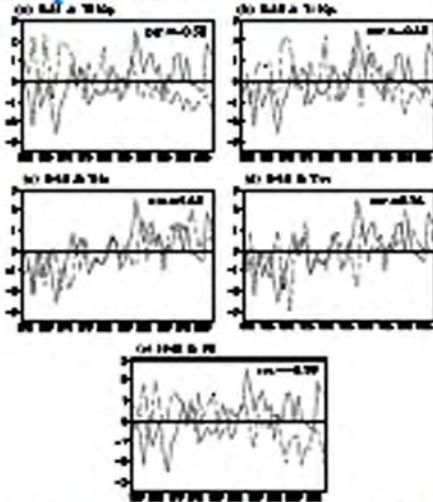


Fig.2 Normalized time series of NAMI (solid line) and the extreme low temperature indices (long-short dashed line) in the north of eastern China (30°-50°N, 110°-130°E).

4. Atmospheric circulation anomalies associated with the NAM, extreme low temperature events and Eurasian snow cover

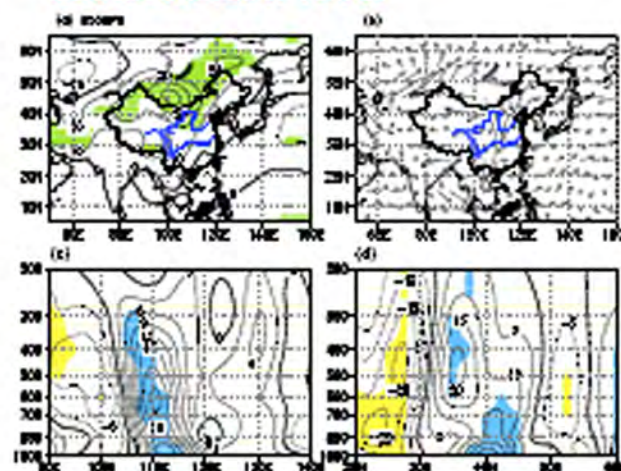


Fig.3 Composite differences in the spring 550 hPa (a) geopotential height (gpm), (b) horizontal wind field (m/s), (c) vertical velocity averaged between 30°-50°N and (d) vertical velocity averaged between 110°-130°E (10^{-5} hPa/s) between the preceding winter high and low NAMI years.

Previous studies (e.g. Saito et al., 2004; Bamzai, 2003) have shown that the winter Eurasian snow cover is closely related to the NAM in the following spring. We also find that there is a significant negative correlation between the winter NAM and SWE in 50°-70°N, 0°-120°E, and the snow anomalies in the preceding winter can persist to the following spring.

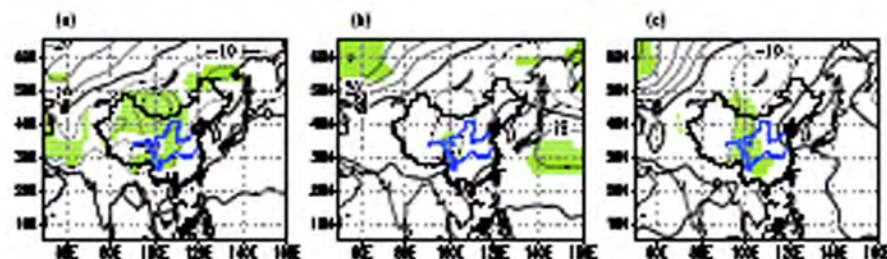


Fig.4 Same as Fig.3 (a), but for the spring (a) TN10p, (b) Eurasian snow extent and (c) SWE.

5. Conclusion

- There exists a significantly inverse relationship between the preceding winter NAM and spring extreme low temperature events in the north of eastern China.
- The pattern of atmospheric circulation in a weak NAM year in winter is similar to that when extreme low temperature events occur in the following spring, vice versa.
- It is argued that the Eurasian snow cover may be the potential bridge connecting the signals in the two seasons. However, it still needs further study on how it works and why the pattern of atmospheric circulation mentioned above can lead to the happening of extreme low temperature events.

References

- Bamzai A. S., 2003: Relationship between snow cover variability and Arctic Oscillation Index on a hierarchy of time scales. *Int. J. Climatol.*, 23: 131-142.
- Ding, R., J. Li, S. Wang, and F. Ren, 2005: Decadal change of the spring dust storm in northwest China and the associated atmospheric circulation. *Geophys. Res. Lett.*, 32, L02808, doi: 10.1029/2004GL021561.
- Li, J., and Julius X. L. Wang, 2003: A modified zonal index and its physical sense. *Geophys. Res. Lett.*, 30(12): 1632, doi:10.1029/2003GL017441.
- Saito K., Yasunari T., and Cohen J., 2004: Changes in the sub-decadal covariability between Northern Hemisphere snow cover and the general circulation of the atmosphere. *Int. J. Climatol.*, 24: 33-44.
- Thompson D. W. J., and Wallace J. M., 2001: Regional climate impacts of the Northern Hemisphere annular mode. *Science*, 293: 85-89.

Email: yinshan@mail.iap.ac.cn