

How to make Habitable Planets

Yutaka ABE
University of Tokyo





I want to know
How to make Habitable Planets

Yutaka ABE
University of Tokyo

Contents

1. Habitability and Water
2. Water planets
3. Water planets in geological time scale
4. Various water planets
5. Supply of water

A wide-angle photograph of a deep blue ocean stretching to the horizon under a clear blue sky with some light, wispy clouds. The text is overlaid on the center of the image.

1. Habitability and Water

Why water is important?

Habitable Condition

Real necessary and sufficient conditions for life are not well constrained yet.

Terrestrial-life requires liquid water during at least some periods of their life.

Consider existence of liquid water as a conventional necessary condition.

Importance of Liquid

Life using chemical energy (~ like terrestrial life) requires flow of energy and material.

Gas: highly mobile, but low material density.

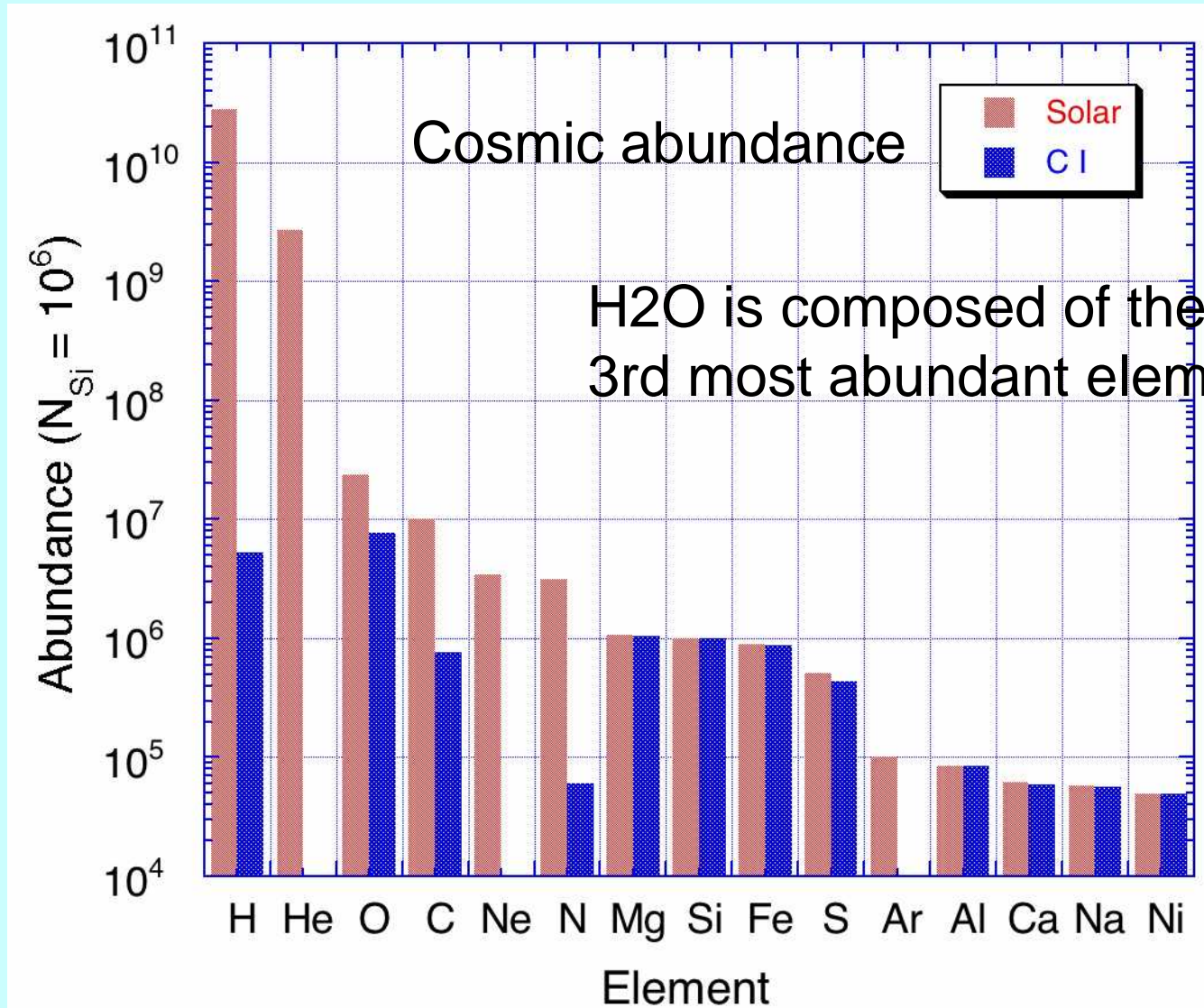
Solid: high density but very low mobility.

Liquid: **high density and high mobility**

Liquid is important media for life.

Habitable environments are likely environments with some liquid.

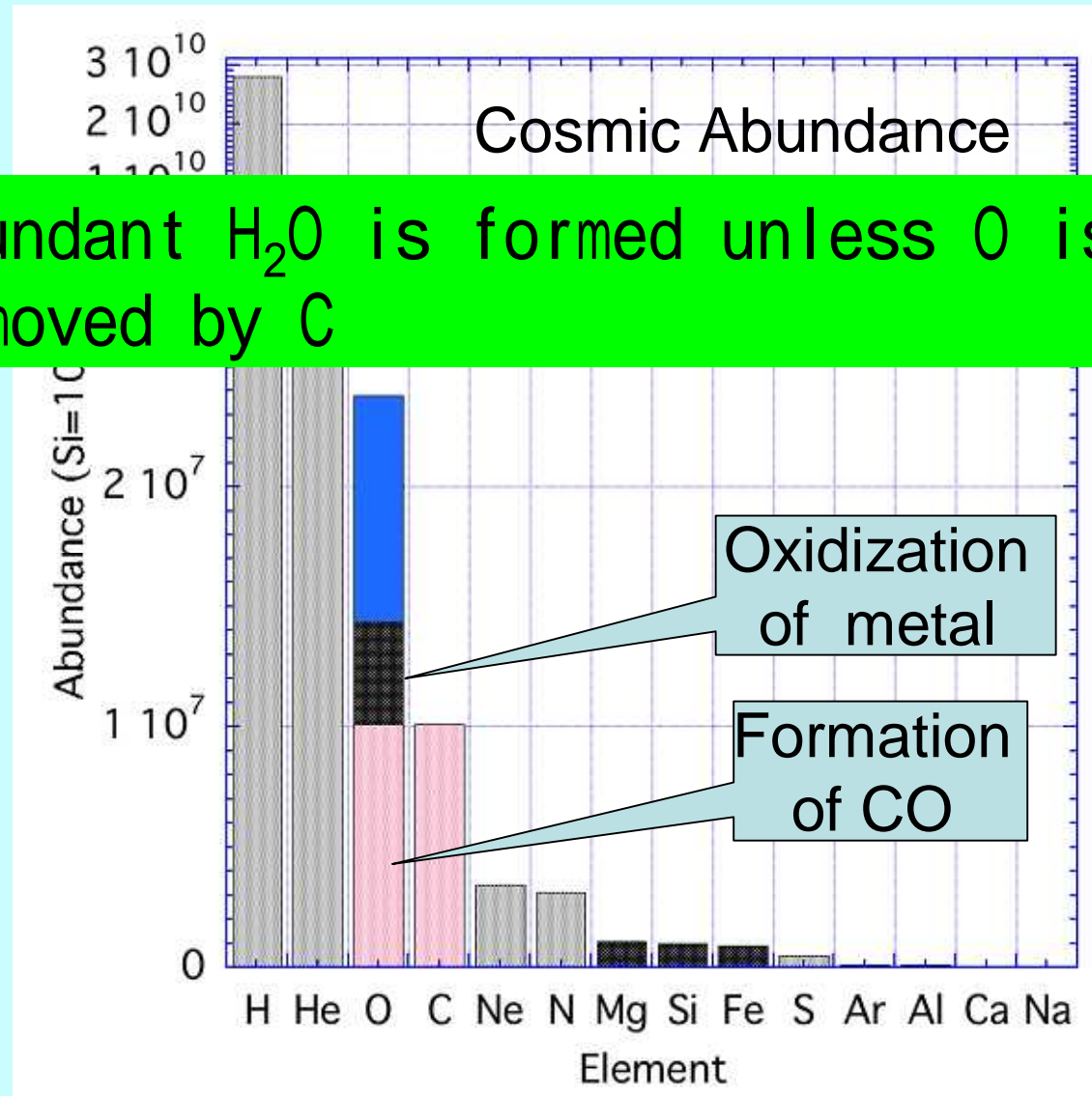
H2O



H2O is composed of the most and 3rd most abundant elements

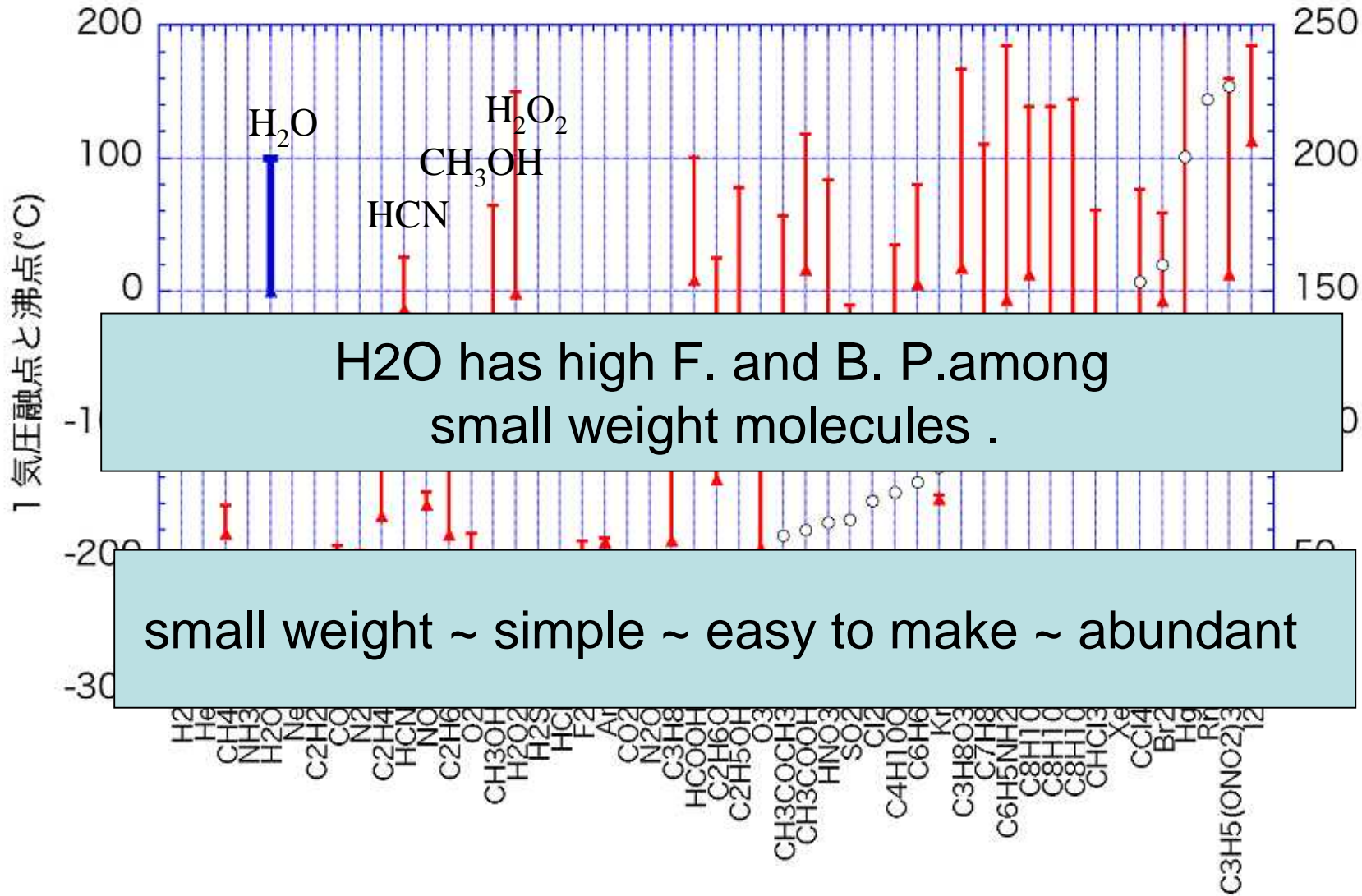
H₂O as an abundant material

Abundant H₂O is formed unless O is removed by C



H₂O as a special liquid: high freezing and boiling T

Freezing and boiling T @ 1 bar



Molecular weight

Habitability and Water

Water

Highly abundant in cosmos.

High freezing and boiling points

Water is in liquid phase at warm place near the central star

warm ~ easy for chemical reactions

Good solvent for ionized material

Probably, water is the 1st choice of life supporting liquid.

A wide-angle photograph of a deep blue ocean stretching to the horizon under a clear blue sky with some light, wispy clouds. The text is overlaid on the center of the image.

2. Water planets

One form of Habitable planets

Water Planets

Terrestrial planet with some amount of liquid water on its surface

淋 solid planets with wet atmosphere

- ~ Generalized Earth
- ~ One group of habitable planets.

Conditions required for the formation of a Water planet

1. Supply of H₂O to the planet
(or Supply of H and O)

Planetary formation

2. H₂O degasses from the planetary interior

Planetary formation and evolution

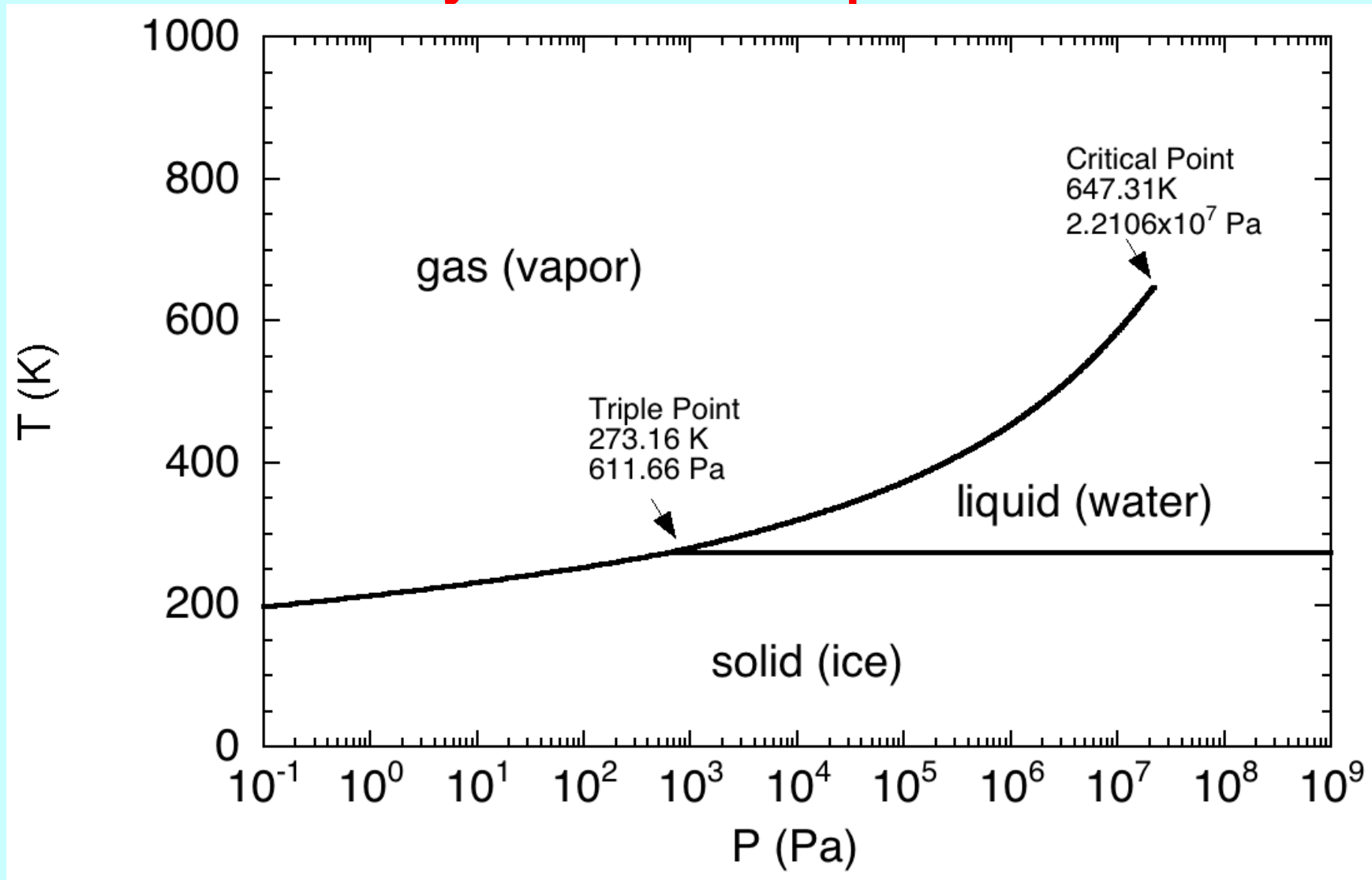
3. H₂O is kept at the surface
(not lost into the space)

Planetary evolution and climate

4. Some H₂O is in the liquid phase

Planetary climate

Stability field of liquid water



Temperature $> 0.1^\circ\text{C}$ $< 374.11^\circ\text{C}$
Pressure $>$ Saturation vapor pressure

Water planet

In 0 dimensional = globally averaged consideration

Bounded by

complete vaporization ~ runaway greenhouse
global freezing

2.1 Runaway greenhouse

Water vapor is a strong greenhouse gas.
Large amount of water vapor in the atmosphere
at high temperature.

High temperature yields strong greenhouse
effect.

A typical positive feedback process.

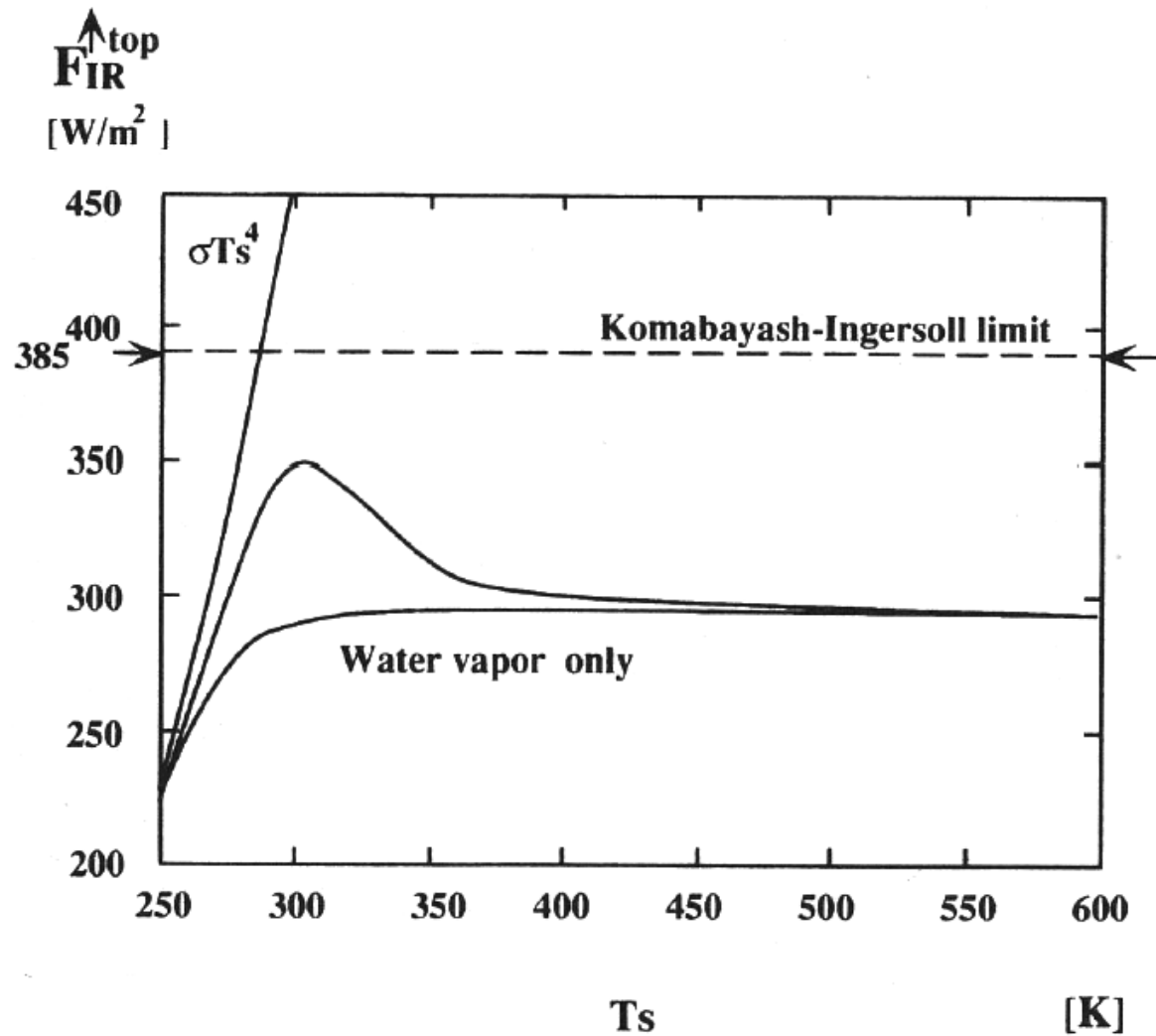
The critical flux for the runaway greenhouse

A moist atmosphere (saturated by water vapor) has an upper limit of the outgoing infrared flux that can be emitted:

If insolation exceeds this limit, temperature increases until complete evaporation of liquid water from the surface.

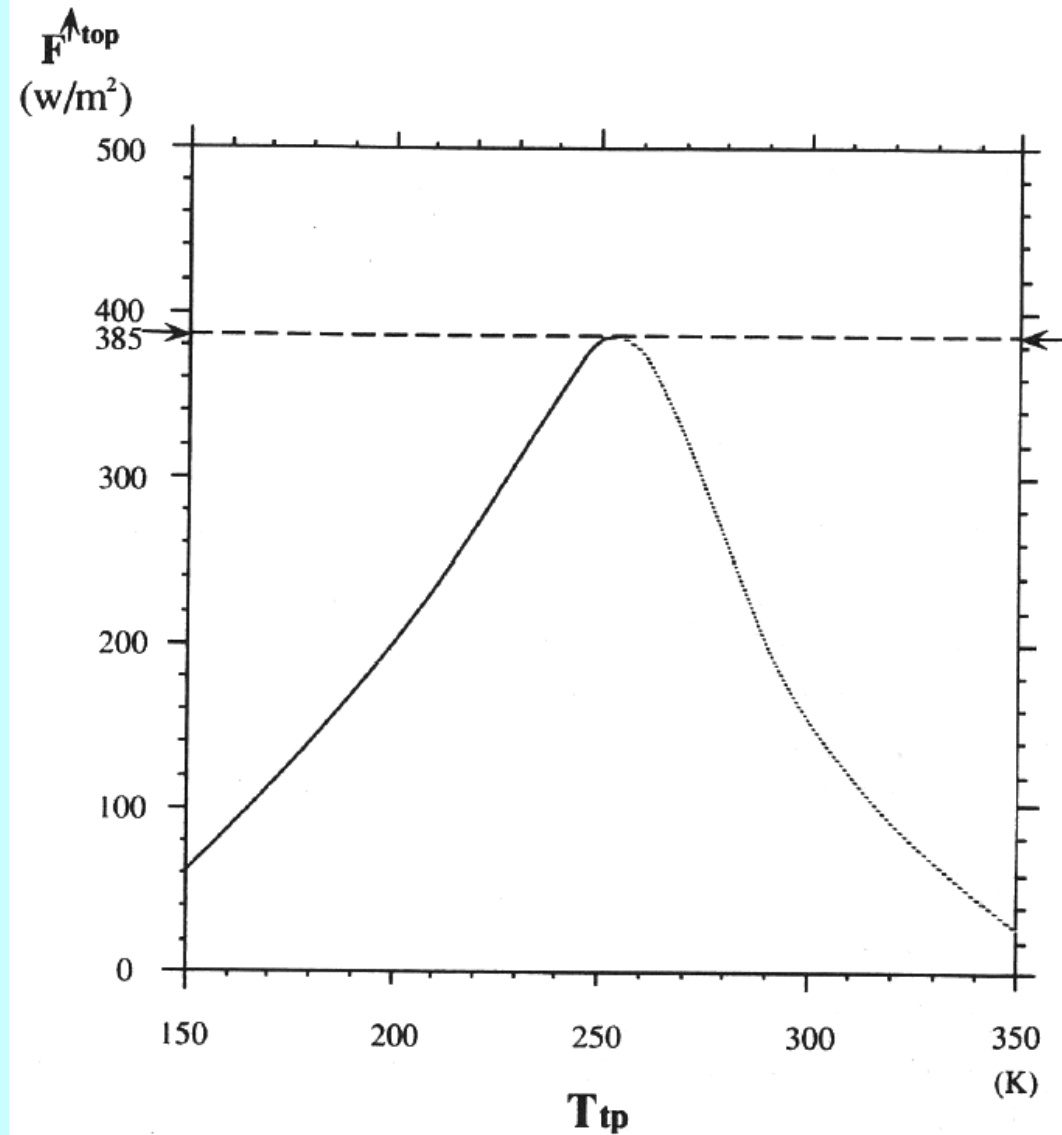
Komabayashi 1967, 1968; Ingersoll 1969,
Kasting et al. 1988; Abe & Matsui, 1988;
Nakajima et al., 1992

Nakajima et al. 1992



Nakajima, S., Y.-Y. Hayashi and Y. Abe: J. Atmos. Sci., 49, 2256–2266, 1992.

Komabayashi-Ingersoll Limit



Nakajima, et al.,
1992 :

J. Atmos. Sci.,
49, 2256.

Transfer of infrared radiation in a planetary atmosphere

Ignore the wavelength dependence of optical property: Gray approximation

$$\frac{2}{3} \frac{dF_{\uparrow}}{d\tau} = F_{\uparrow} - \pi B$$

$$\frac{2}{3} \frac{dF_{\downarrow}}{d\tau} = -F_{\downarrow} + \pi B$$

$$\tau \equiv \int_z^{\infty} \kappa(z') \rho(z') dz' \quad \text{Optical depth}$$

$$\pi B = \sigma T^4$$

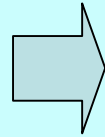
Factor 2/3 arises from an assumption of zenith angle dependence of radiant flux.

Komabayashi-Ingersoll Limit

$$\frac{1}{2} F \left(\frac{3}{2} \tau_t + 1 \right) = \sigma T_t^4$$

$$p^*(T) = p_0^* \exp \left(-\frac{l}{RT} \right)$$

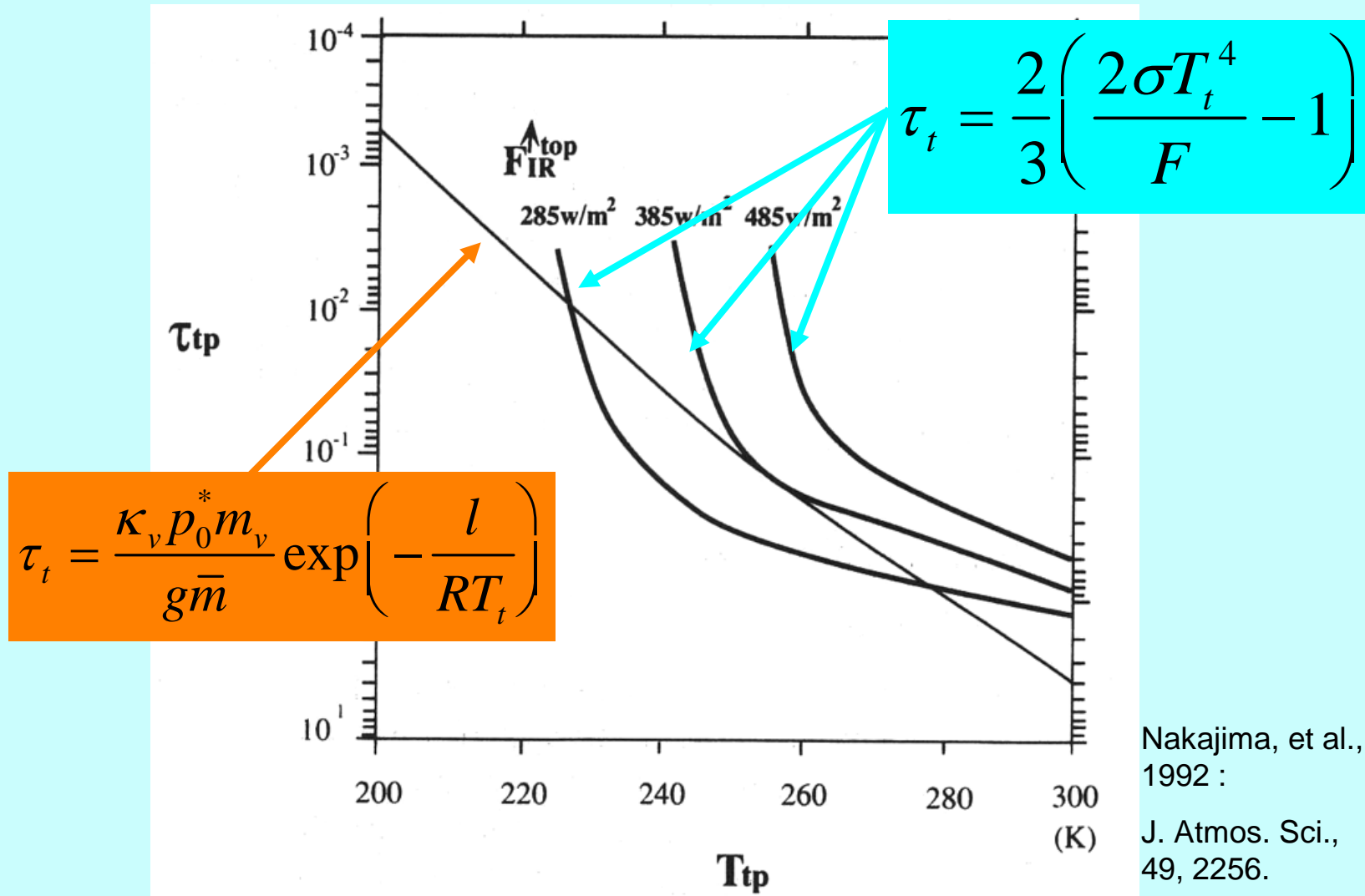
$$\tau_t = \kappa_v p^*(T) \frac{m_v}{g \bar{m}}$$



$$\tau_t = \frac{2}{3} \left(\frac{2\sigma T_t^4}{F} - 1 \right)$$

$$\tau_t = \frac{\kappa_v p_0^* m_v}{g \bar{m}} \exp \left(-\frac{l}{RT_t} \right)$$

Komabayashi-Ingersoll Limit



Nakajima, et al.,
1992 :

J. Atmos. Sci.,
49, 2256.

Planetary Flux: outgoing infrared radiation

$$F_{p\lambda} = \frac{3}{2} \int_0^{\tau_{\lambda s}} \pi B_{\lambda}(t) \exp\left[-\frac{3}{2}t\right] dt + \pi B_{\lambda s} \exp\left[-\frac{3}{2}\tau_{\lambda s}\right] - F_{\lambda 0}$$

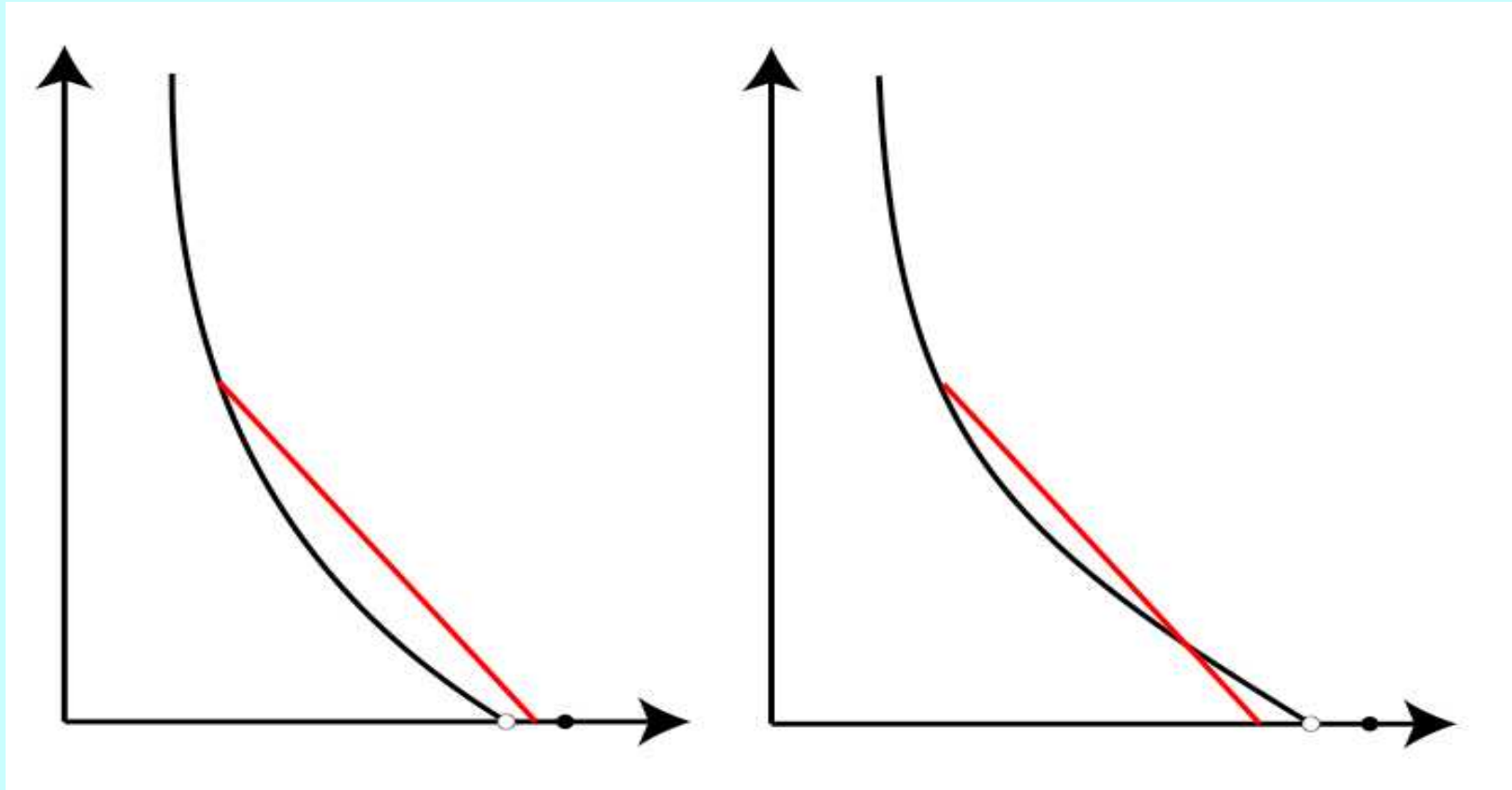
$F_{\lambda s} \rightarrow \pi B_{\lambda s}$ When the surface is black body.

Determined by the distribution of temperature and absorber

Integral of the Planck function weighed by optical depth.

Most sensitive to the temperature around $\tau_{\lambda} ; 1$

Radiativ-convective equilibrium



$$F_{p\lambda} = \frac{3}{2} \int_0^{\tau_{\lambda s}} \pi B_{\lambda}(t) \exp\left[-\frac{3}{2}t\right] dt + \pi B_{\lambda s} \exp\left[-\frac{3}{2}\tau_{\lambda s}\right] - F_{\lambda 0}$$

Dry Adiabat

$$\left(\frac{\partial T}{\partial p}\right)_s = \frac{\alpha T}{\rho C_p} \quad \rho = \frac{wp}{RT} \quad \alpha = \frac{1}{T}$$

$$\left(\frac{\partial T}{\partial p}\right)_s = \frac{RT}{wpC_p} = \frac{RT}{pC_p'} = \frac{(C_p' - C_v')T}{pC_p'} = \frac{\gamma - 1}{\gamma} \frac{T}{p}$$

$$\left(\frac{T}{T_0}\right) = \left(\frac{p}{p_0}\right)^{\frac{\gamma-1}{\gamma}}$$

Polytrope with exponent: $\gamma = \frac{C_p}{C_v}$

Moist adiabat

$$dS = \left(\frac{\partial S}{\partial p} \right)_{T, n_i} dp + \left(\frac{\partial S}{\partial T} \right)_{p, n_i} dT + \left(\frac{\partial S}{\partial n_v} \right)_{T, p, n_n} dn_v = 0$$

$$d\Delta G = \left(\frac{\partial \Delta G}{\partial p} \right)_{T, n_i} dp + \left(\frac{\partial \Delta G}{\partial T} \right)_{p, n_i} dT + \left(\frac{\partial \Delta G}{\partial n_v} \right)_{T, p, n_n} dn_v = 0$$

$$\Delta G = \mu_v(p, T, n_v, n_n) - \mu_c(p, T) = 0$$

Moist adiabat

$$\left[\frac{\left(\frac{\partial S}{\partial p}\right)_{T, n_i} - \left(\frac{\partial \Delta G}{\partial p}\right)_{T, n_i}}{\left(\frac{\partial S}{\partial n_v}\right)_{T, p, n_n} - \left(\frac{\partial \Delta G}{\partial n_v}\right)_{T, p, n_n}} \right] dp + \left[\frac{\left(\frac{\partial S}{\partial T}\right)_{p, n_i} - \left(\frac{\partial \Delta G}{\partial T}\right)_{p, n_i}}{\left(\frac{\partial S}{\partial n_v}\right)_{T, p, n_n} - \left(\frac{\partial \Delta G}{\partial n_v}\right)_{T, p, n_n}} \right] dT = 0$$

$$\left(\frac{\partial T}{\partial p}\right)_s = - \frac{\left[\left(\frac{\partial \Delta G}{\partial n_v}\right)_{T, p, n_n} \left(\frac{\partial S}{\partial p}\right)_{T, n_i} - \left(\frac{\partial S}{\partial n_v}\right)_{T, p, n_n} \left(\frac{\partial \Delta G}{\partial p}\right)_{T, n_i} \right]}{\left[\left(\frac{\partial \Delta G}{\partial n_v}\right)_{T, p, n_n} \left(\frac{\partial S}{\partial T}\right)_{p, n_i} - \left(\frac{\partial S}{\partial n_v}\right)_{T, p, n_n} \left(\frac{\partial \Delta G}{\partial T}\right)_{p, n_i} \right]}$$

$n_c = 0$ moist pseudoadiabat

moist pseudoadiabat

$$\left(\frac{\partial T}{\partial p}\right)_{\text{moist pseudoadiabat}} = \frac{RT}{p(x_n c_{pn} + x_v^* c_{pv})} \frac{1 + x_v^* \left(\frac{l}{RT} - 1\right)}{1 + x_v^* \left[\frac{l^2}{RT^2 (x_n c_{pn} + x_v^* c_{pv})} - 1 \right]}$$

$$\left(\frac{\partial T}{\partial p}\right)_{\text{moist pseudoadiabat}} \rightarrow \frac{RT}{p c_{pn}}$$

Dry adiabat @small water vapor fraction

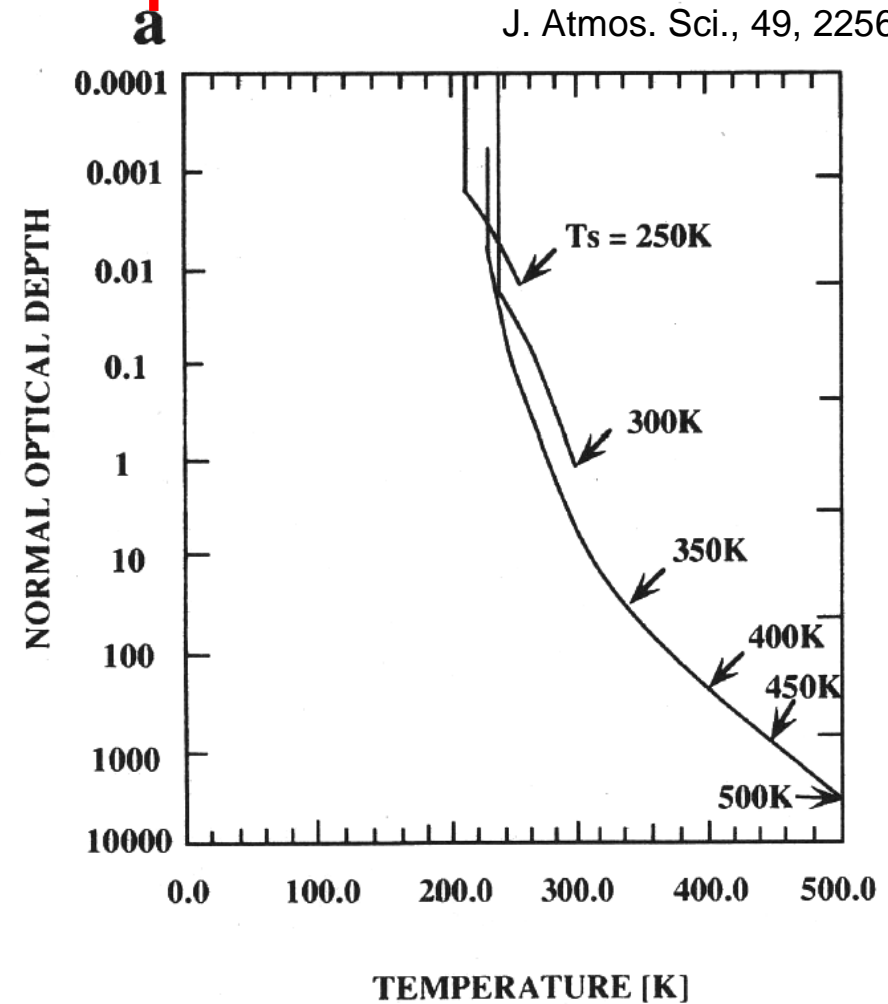
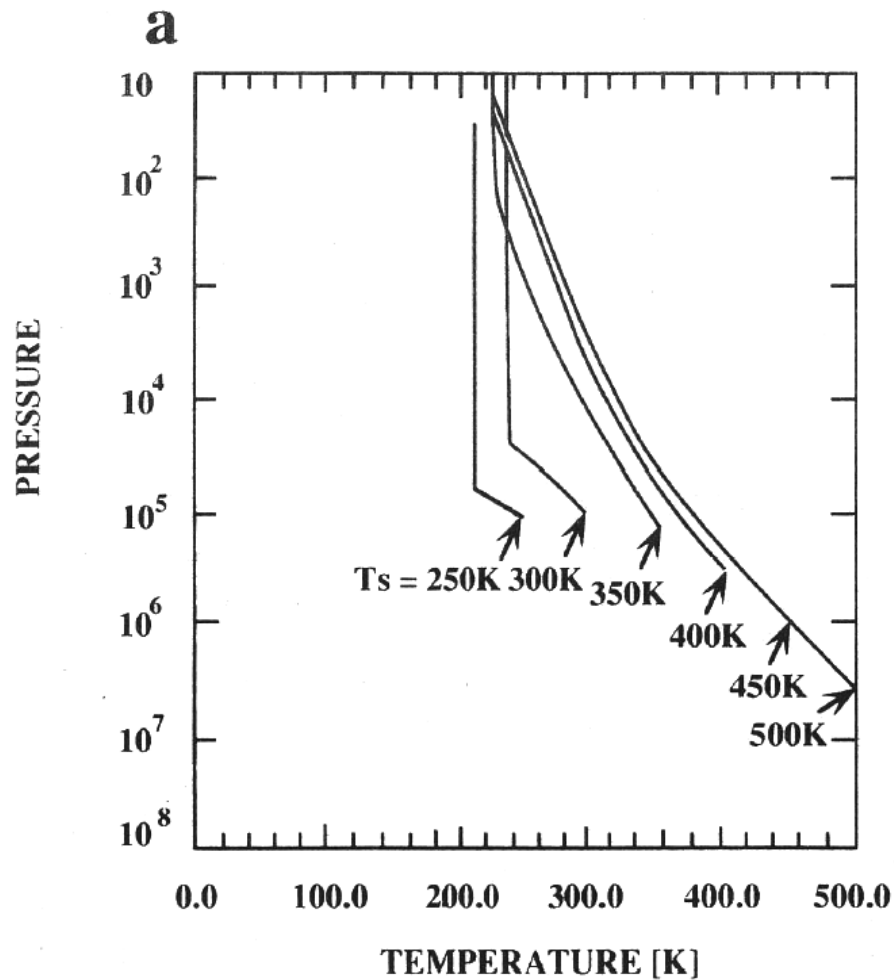
$$\left(\frac{\partial T}{\partial p}\right)_{\text{moist pseudoadiabat}} \rightarrow \frac{RT}{p(x_n c_{pn} + x_v^* c_{pv})} \frac{\frac{l}{RT}}{l^2} = \frac{1}{p} \frac{l}{l^2} = \frac{RT^2}{pl}$$

Saturated vapor pressure curve @large water vapor fraction $\frac{dp^*}{dT} = \frac{l}{RT^2} p^*$

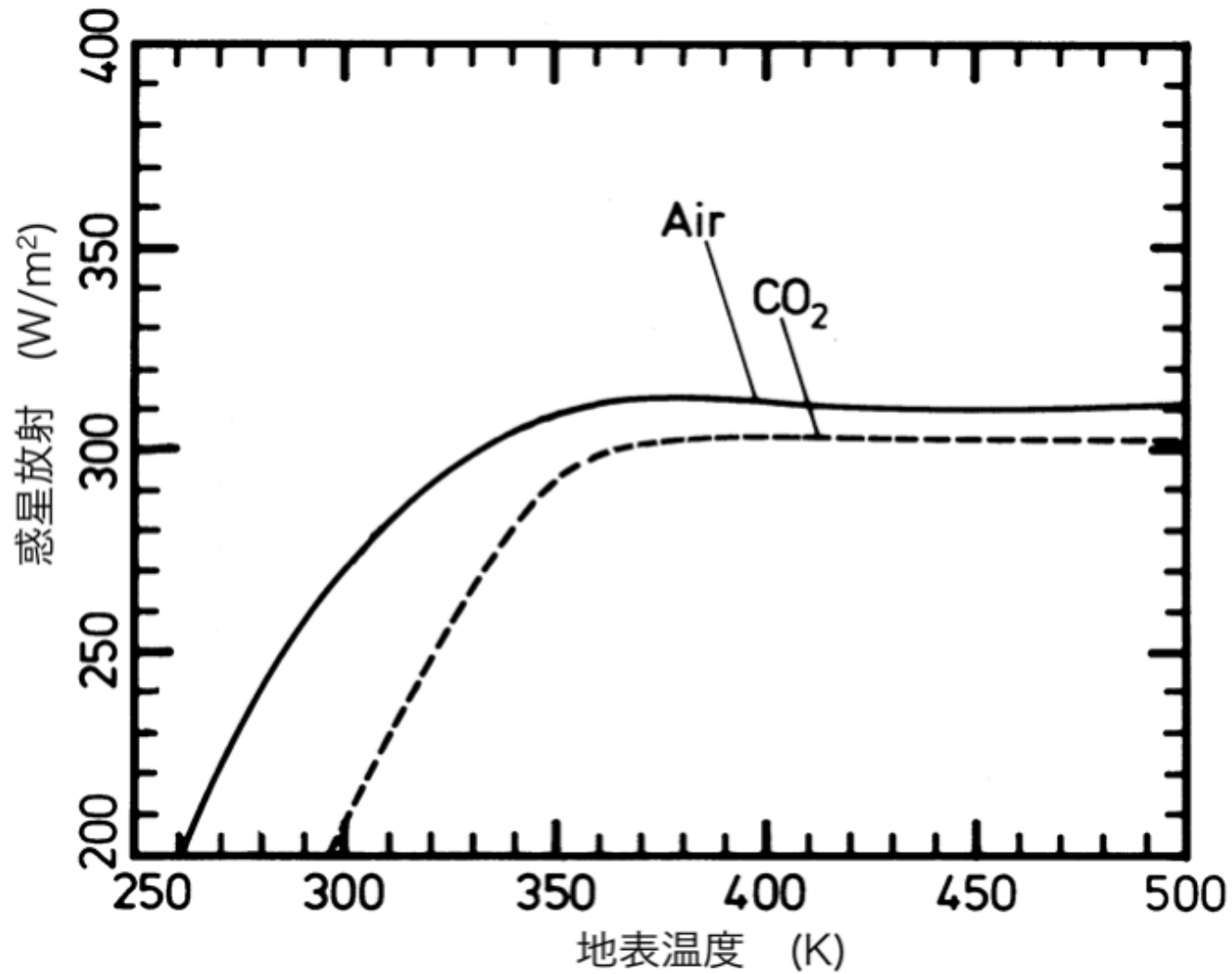
Asymptotic limit controlled by moist troposphere

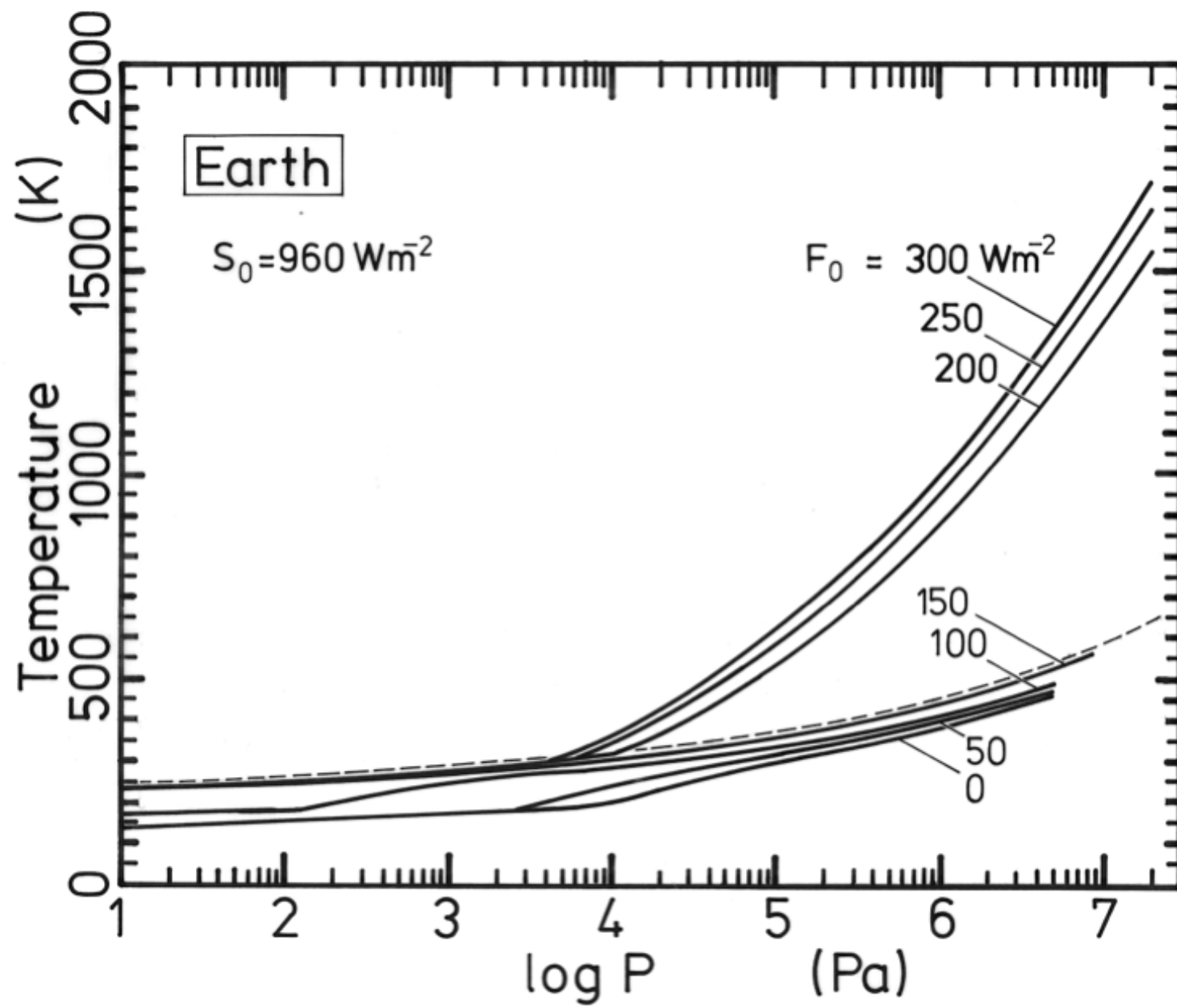
Nakajima, et al., 1992 :

J. Atmos. Sci., 49, 2256.

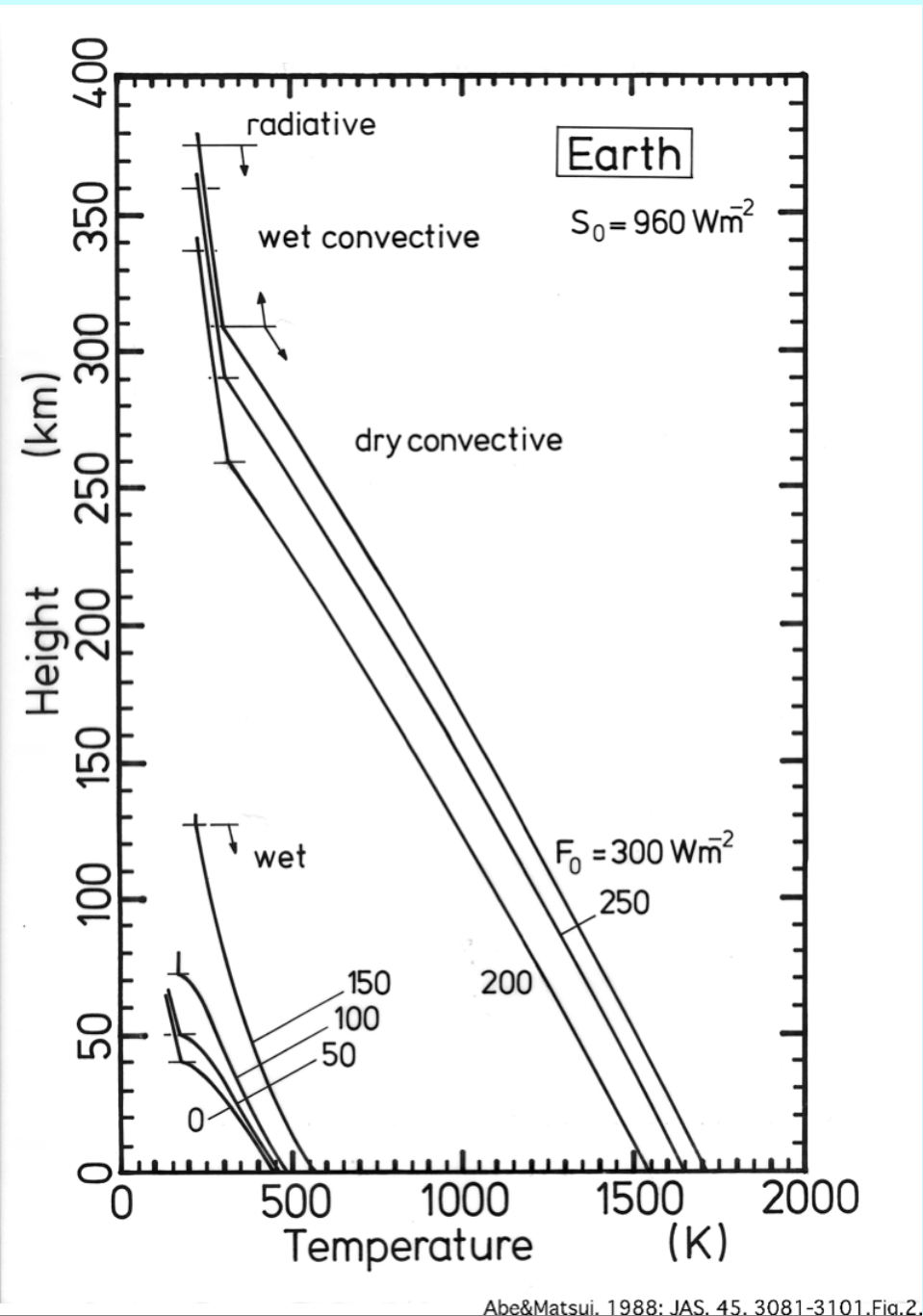


Runaway greenhouse

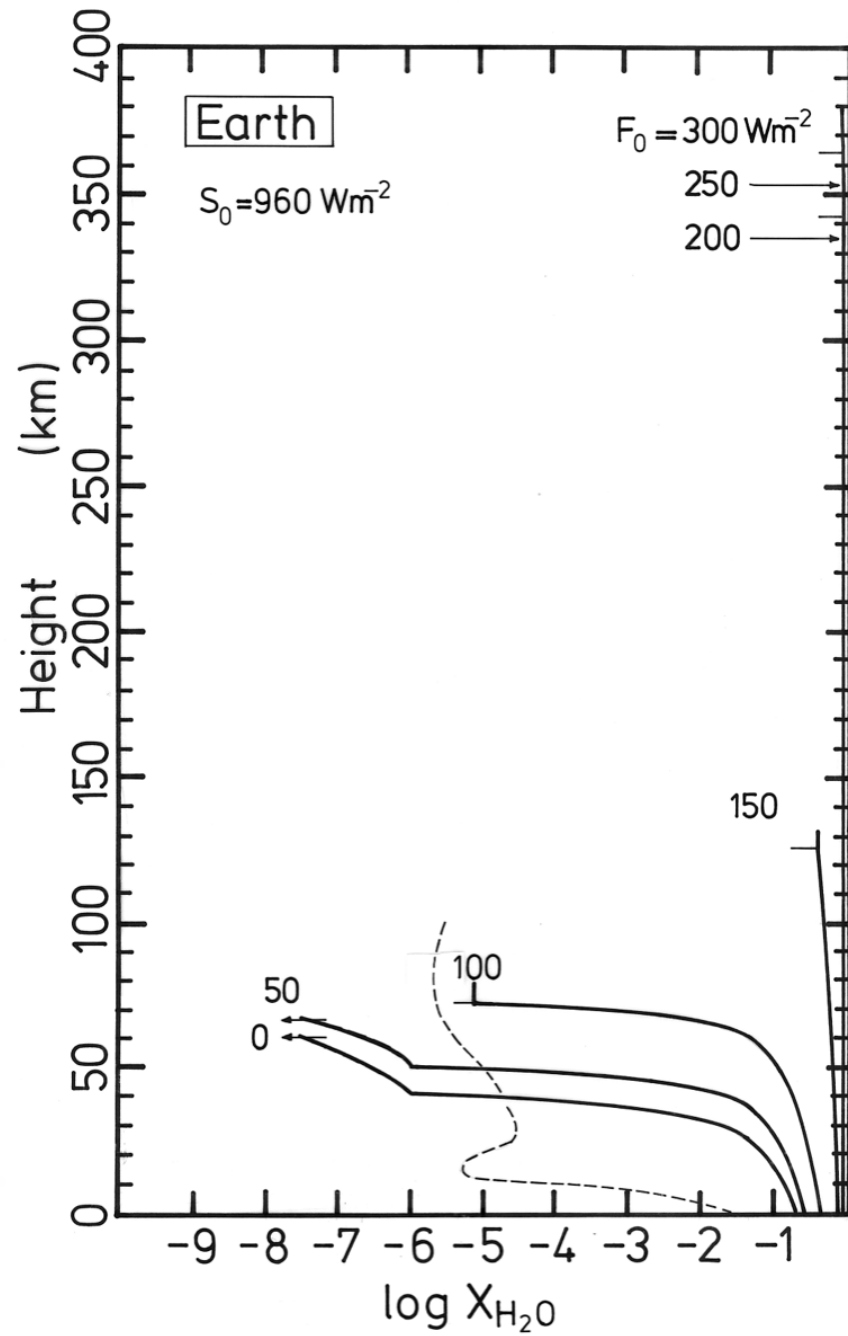




Abe&Matsui, 1988: JAS,45,3081-3101. Fig.1



Abe&Matsui, 1988: JAS, 45, 3081-3101, Fig.2.



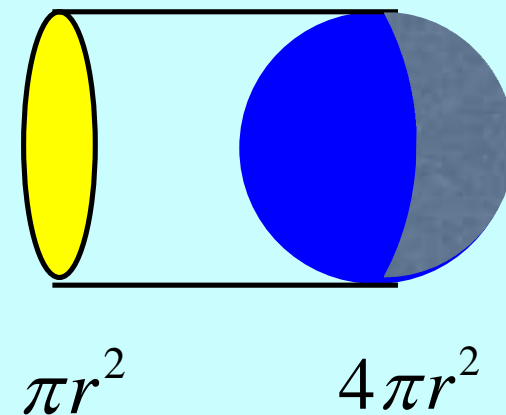
2.2 freezing limit

A simple global energy balance model with ice albedo feedback.

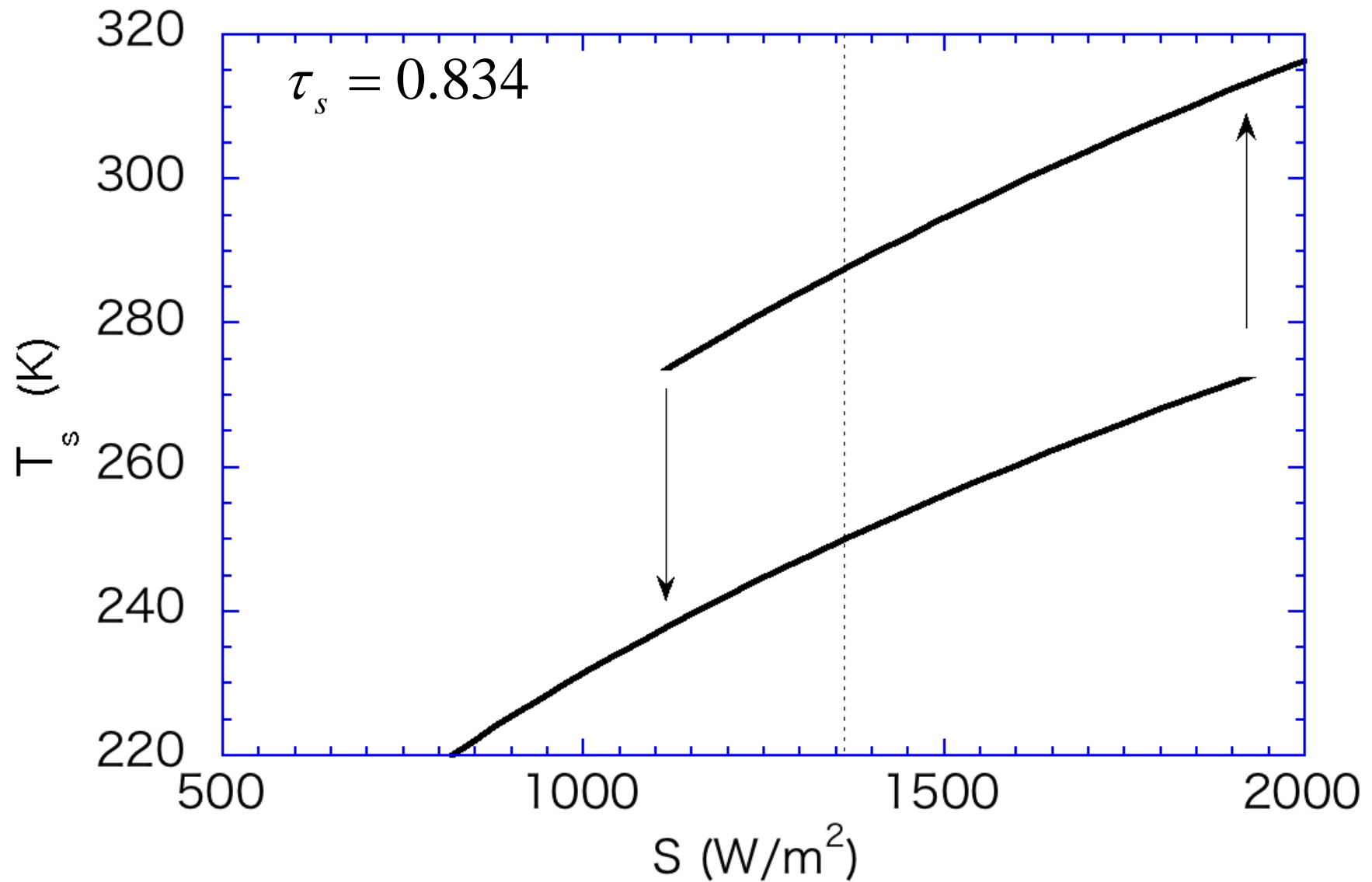
$$\pi r^2 S (1 - A) = 4 \pi r^2 F$$

$$F = \frac{2 \sigma T_s^4}{\frac{3}{2} \tau_s + 2}$$

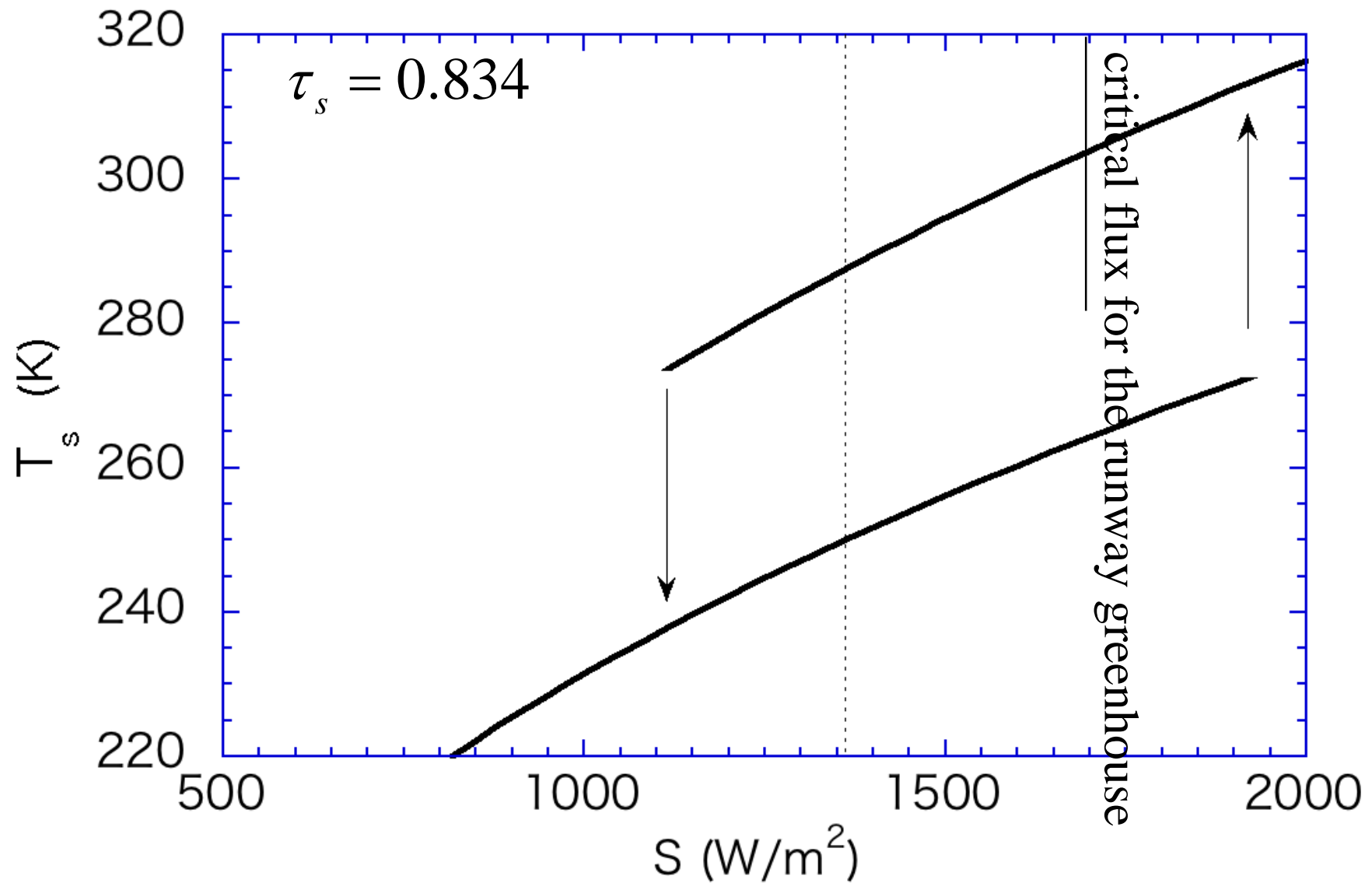
$$A = \begin{cases} 0.3 & (T_s \geq 273) \\ 0.6 & (T_s < 273) \end{cases}$$



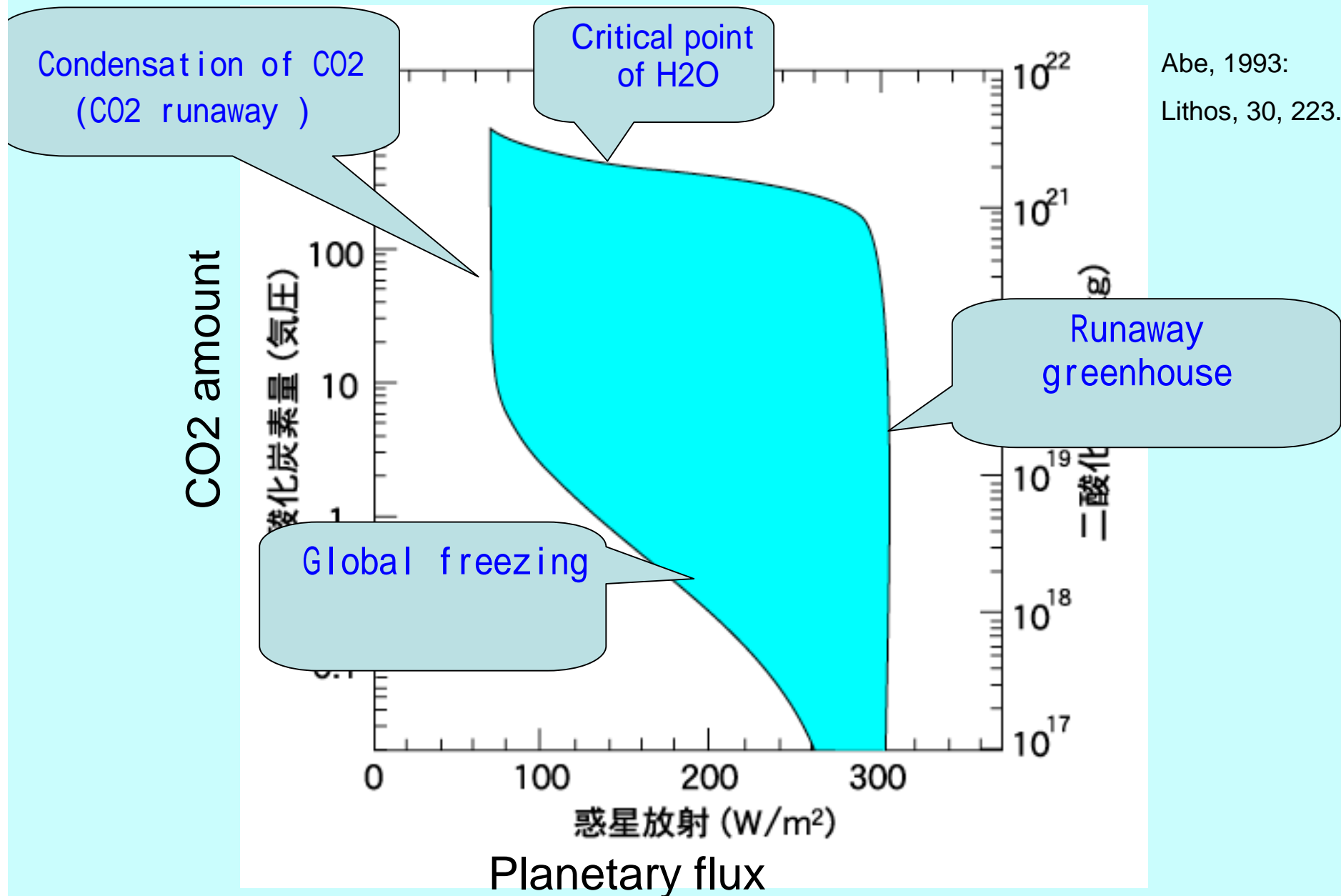
Multiple equilibrium state



Multiple equilibrium state

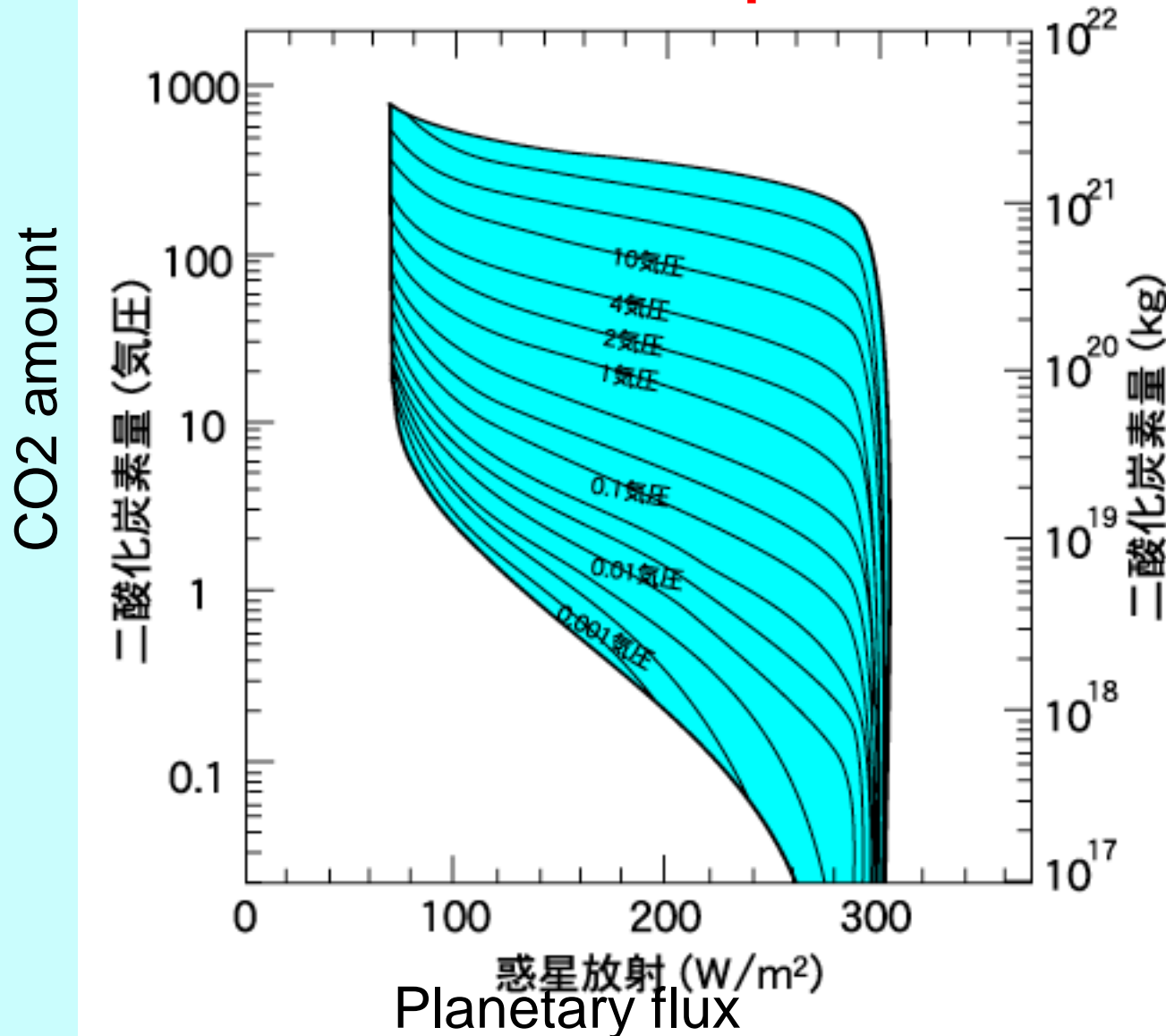


2.3 stability of liquid water

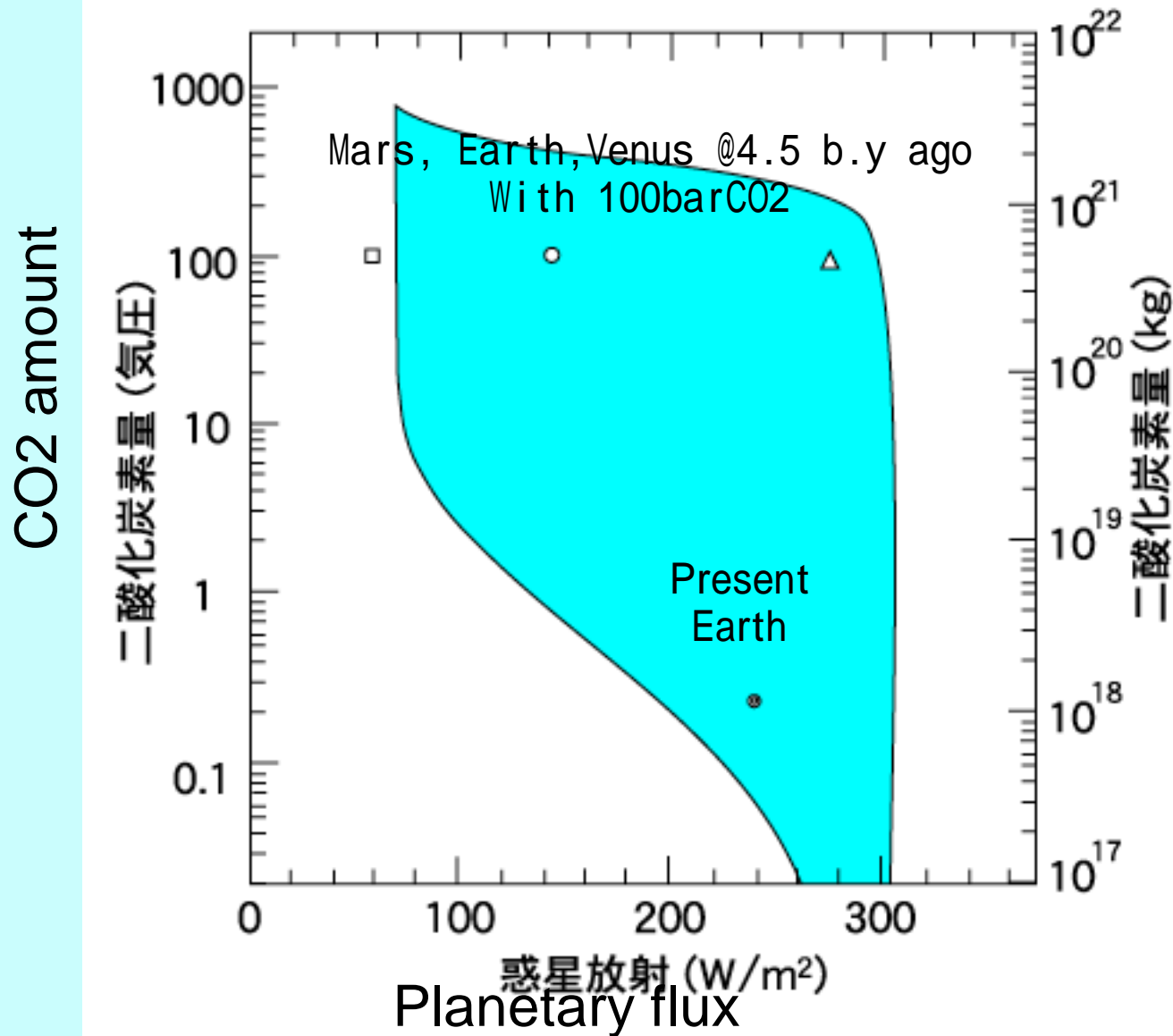


Amount of H₂O necessary for formation of liquid water

Abe, 1993:
Lithos, 30, 223.



Earth-sized planet @Mars, Venus, Earth orbit



Abe, 1993:
Lithos, 30, 223.



3. Water planet in geological time scale

Continuously Habitable Condition

Cause of change

1 . Loss of H₂O

H₂O is dissociated in the upper atmosphere.
lost into space as H.

2. Evolution of the central star

increase of the insolation about 30% in 4.5b.y.

3. Carbonate formation

CO₂ dissolves into liquid water
fixed as carbonate

3.1 . Loss of H₂O

H loss from the present Earth is rather rapid.

UV dissociation of H₂O into H is also rapid.

Limited by supply of H₂O to the upper atmosphere.

Water content in the upper atmosphere

Water vapor condenses in the troposphere.

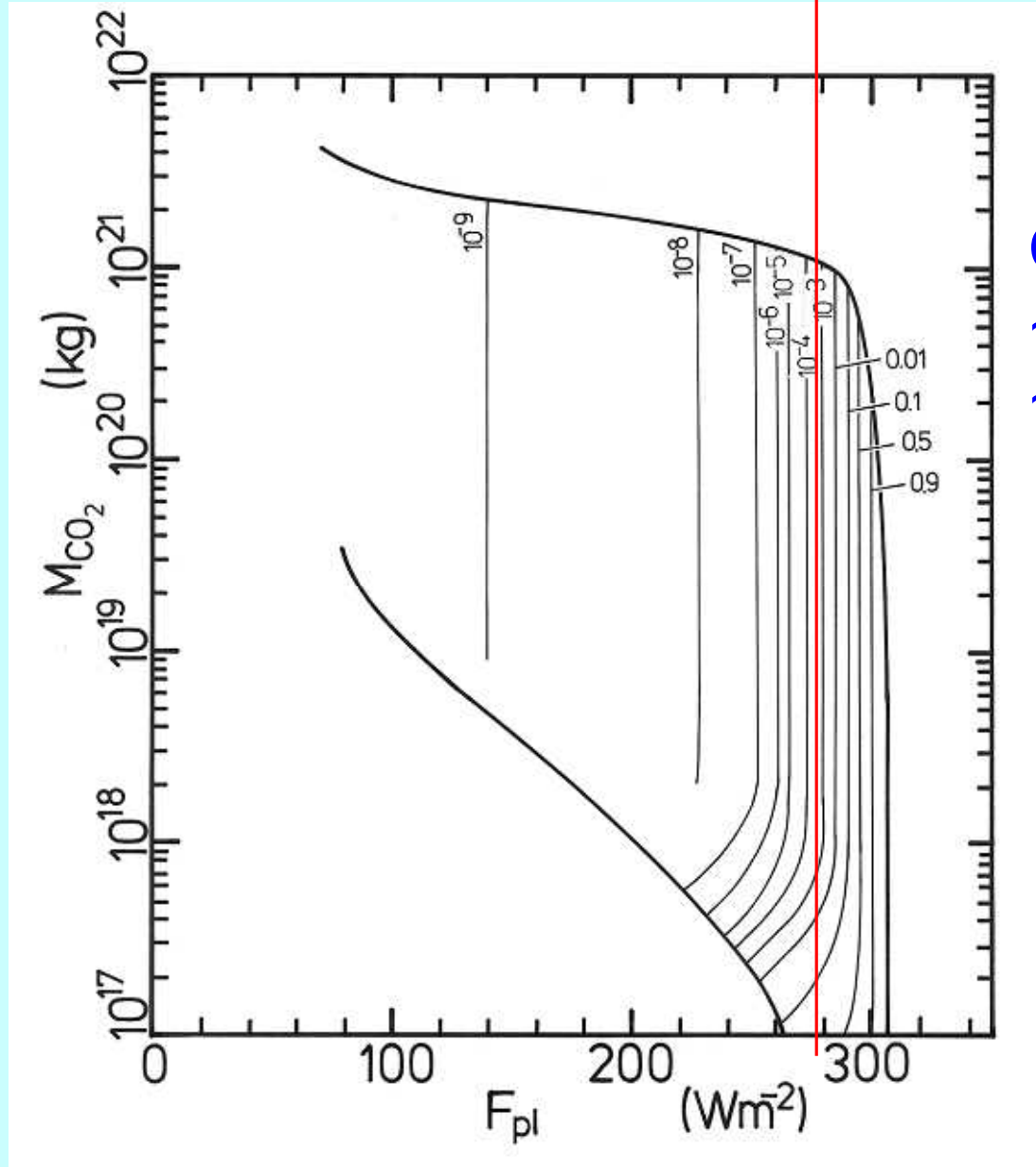
Water content in the upper atmosphere limited by the P-T condition at the tropopause. **Cold Trap**

While water vapor mixing ratio $< 10^{-3}$

1 ocean mass water survives > 4.5 b. y.

(Diffusion Limit)

CO2 amount

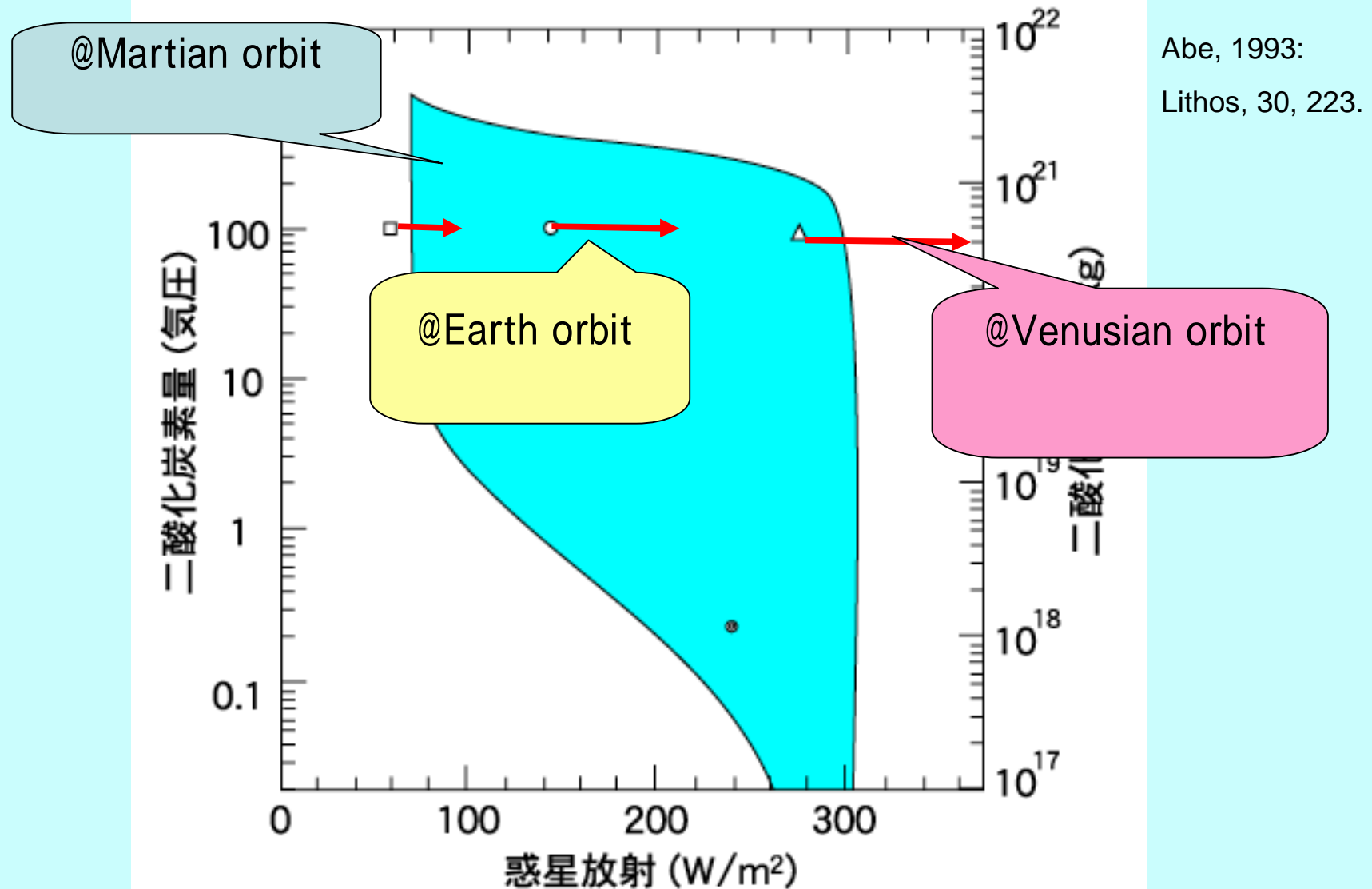


Critical flux
~280 W/m^2
~115%

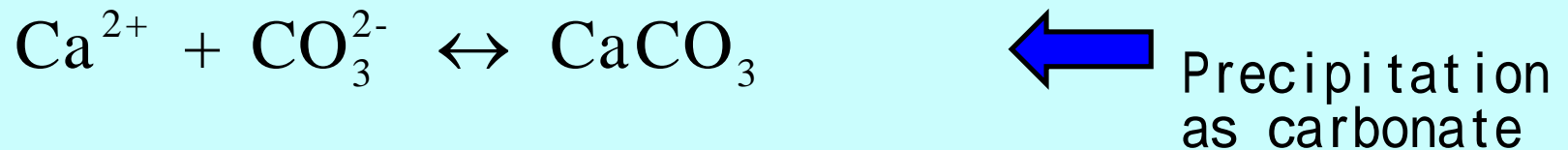
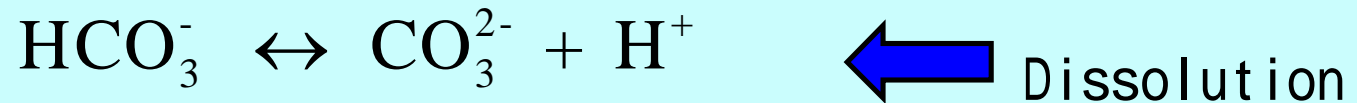
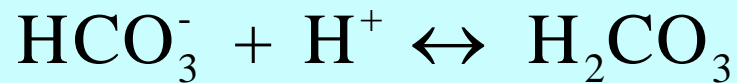
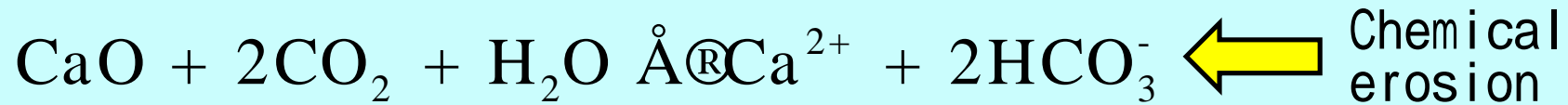
Planetary flux

2. Evolution of the central star

Increase of insolation: Planets move right on this diagram.



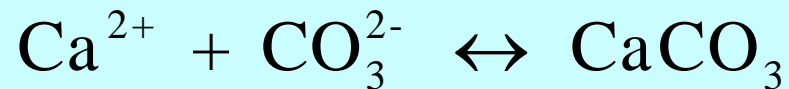

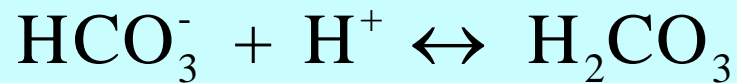
3.3 Carbonate formation



Carbonate formation



Slow



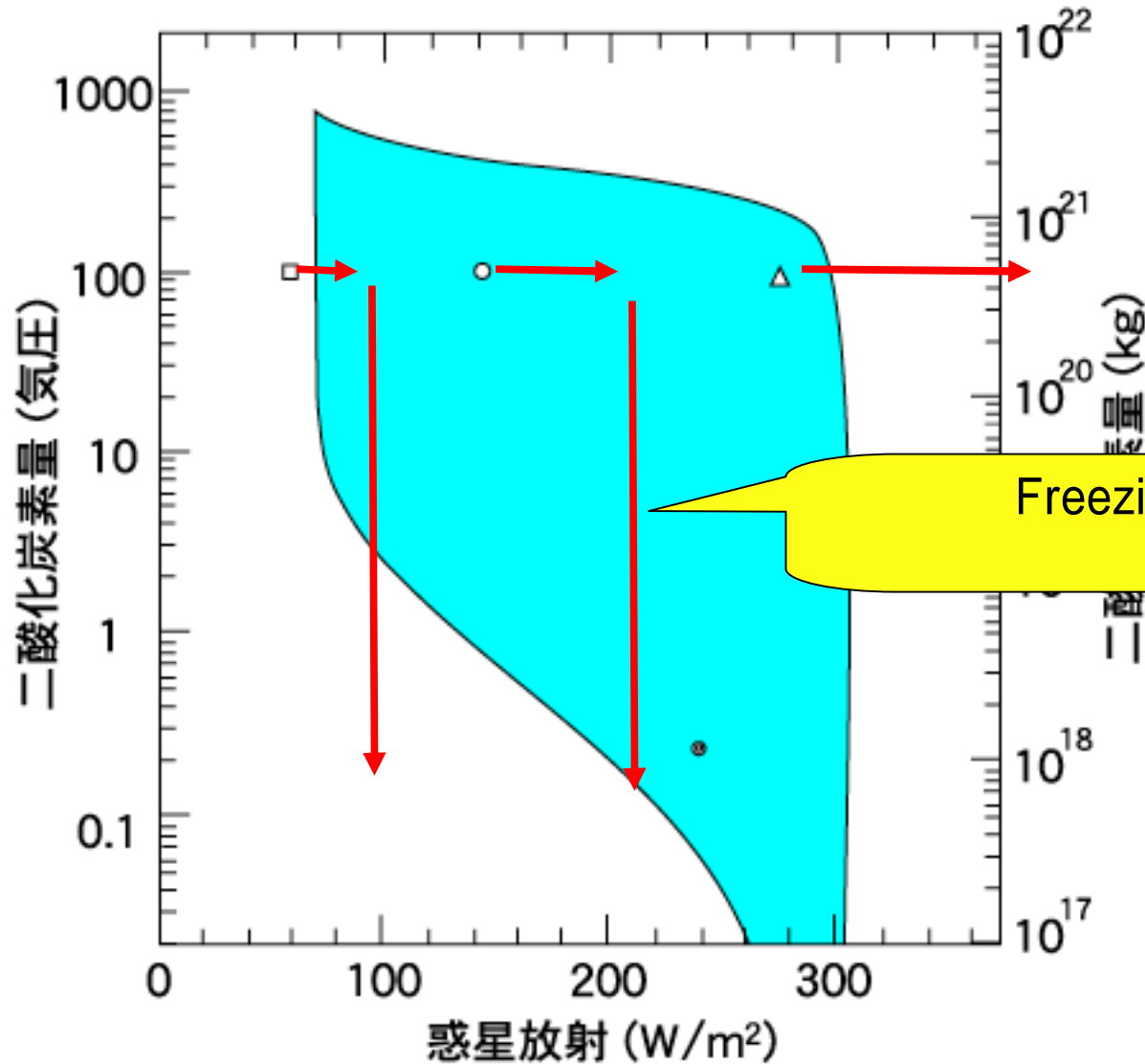
Rapid

Ca^{2+} supply by chemical erosion is the most important rate controlling process

$$\tau_{carb} \sim 10^{5-6} \text{ y}$$

Effect of carbonate formation

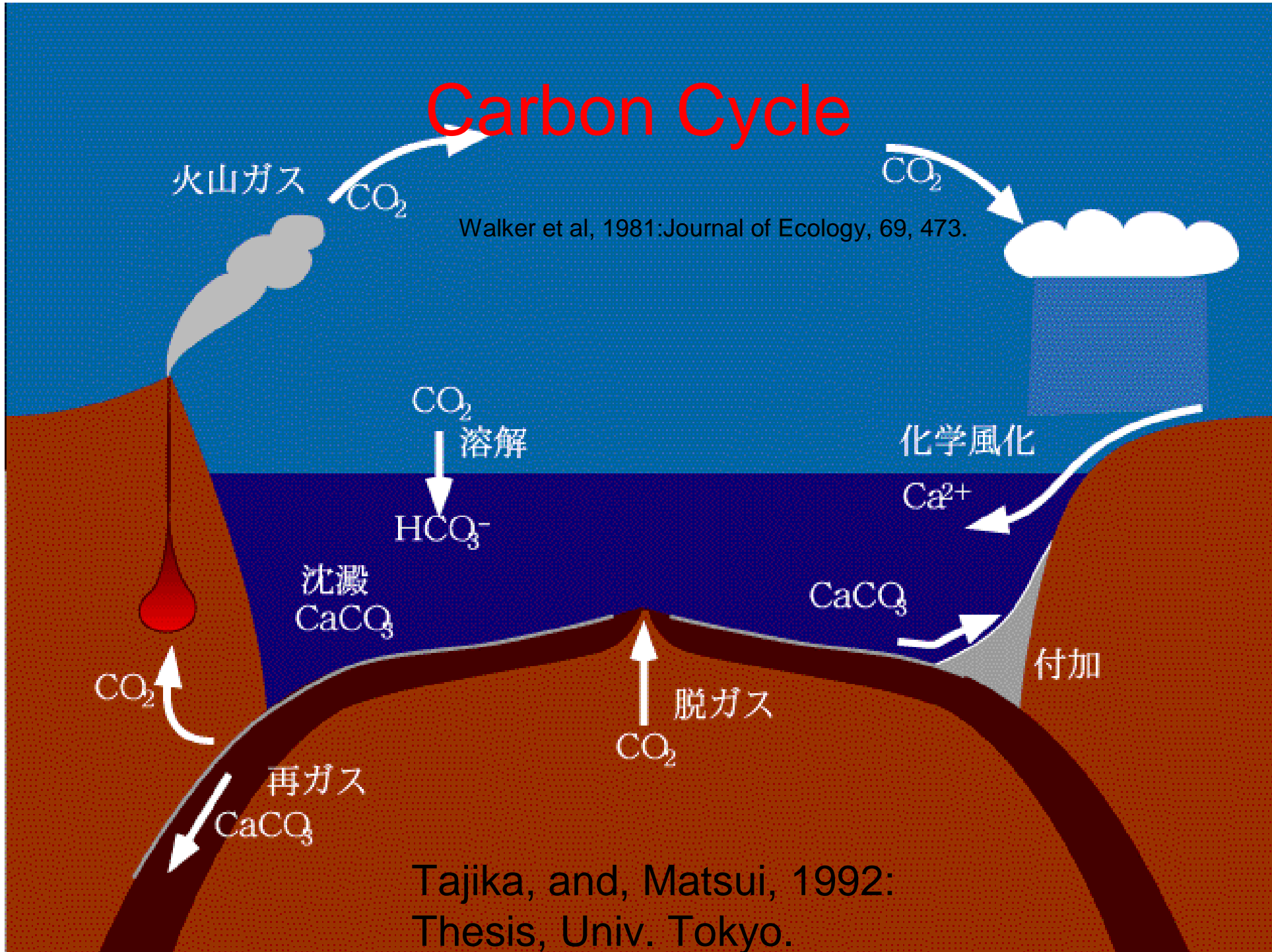
Decrease of CO₂: Planets move downward on this diagram.



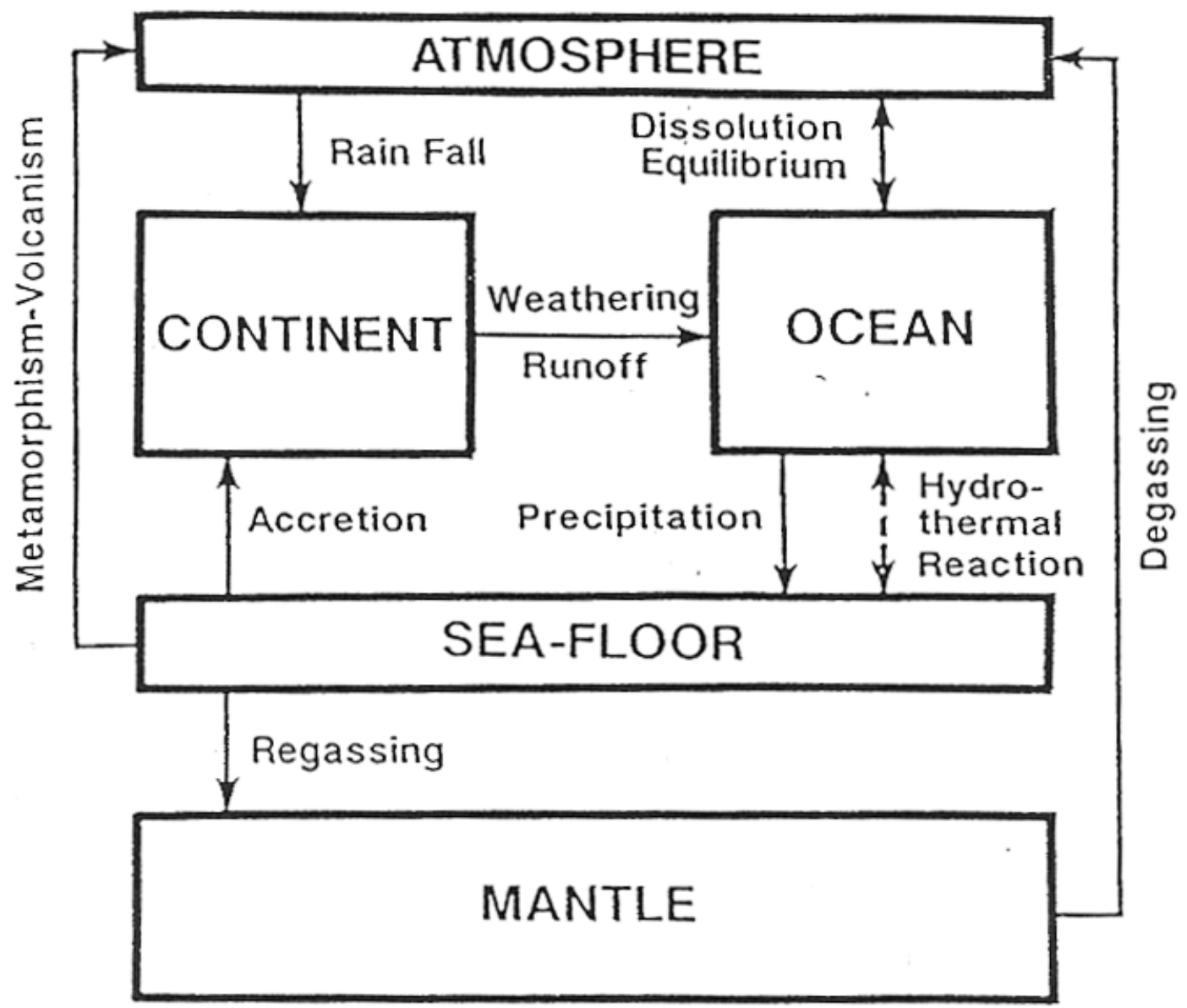
Abe, 1993:
Lithos, 30, 223.

Carbon Cycle

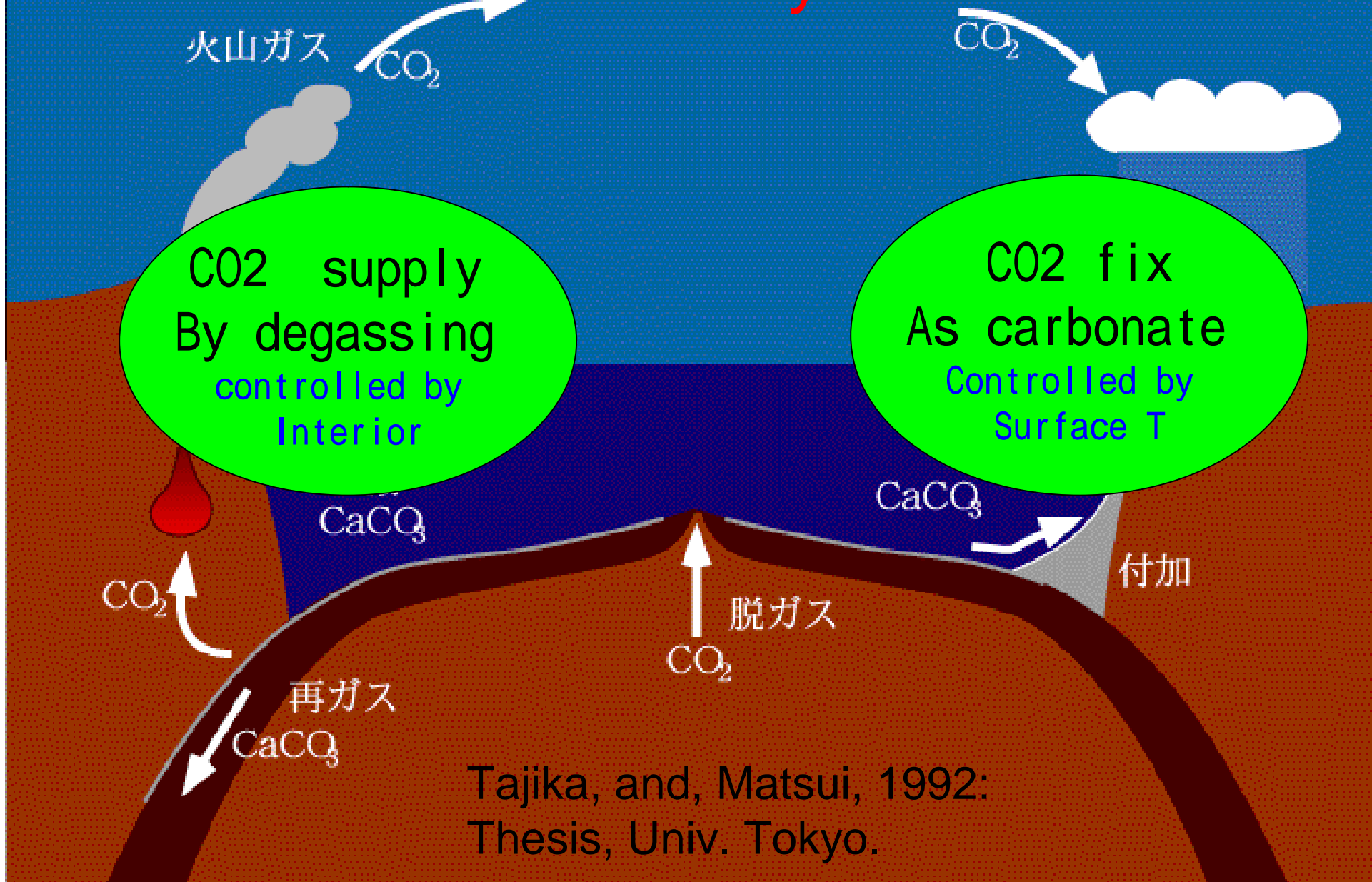
Walker et al, 1981: Journal of Ecology, 69, 473.



Tajika, and, Matsui, 1992:
Thesis, Univ. Tokyo.



Carbon Cycle



Tajika, and, Matsui, 1992:
Thesis, Univ. Tokyo.

Carbon Cycle

火山ガス

CO₂

CO₂

@high surface T

CO₂ supply
By degassing
controlled by
Interior

CO₂ fix
As carbonate
Controlled by
Surface T

<

CaCO₃

CaCO₃

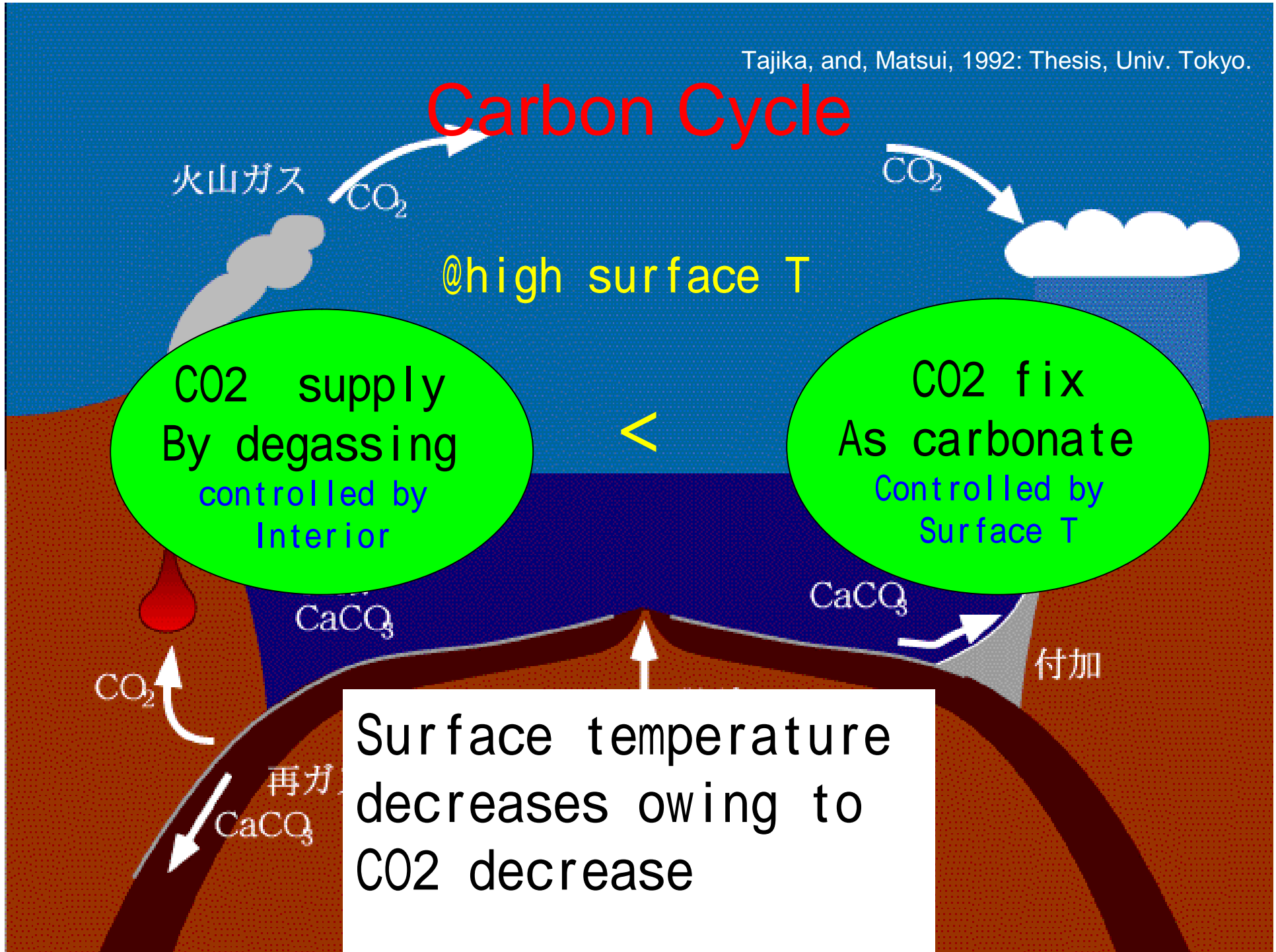
付加

CO₂

再ガ

CaCO₃

Surface temperature
decreases owing to
CO₂ decrease



Carbon Cycle

火山ガス

CO₂

CO₂

@ low surface T

CO₂ supply
By degassing
controlled by
Interior

>

CO₂ fix
As carbonate
Controlled by
Surface T

CO₂

CaCO₃

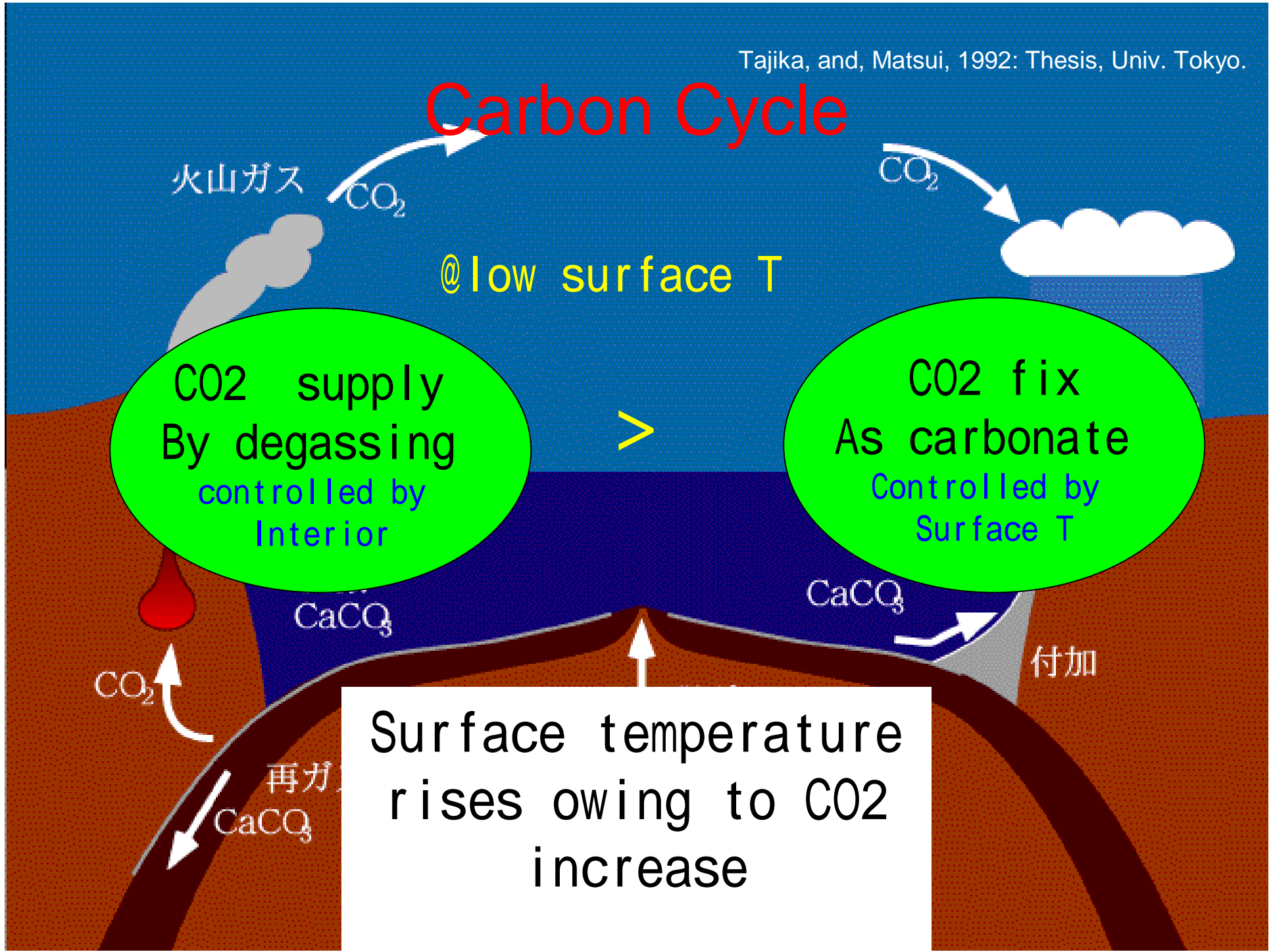
CaCO₃

付加

再ガ

CaCO₃

Surface temperature
rises owing to CO₂
increase



Carbon Cycle

火山ガス

CO₂

CO₂

CO₂ supply
By degassing
controlled by
Interior

=

CO₂ fix
As carbonate
Controlled by
Surface T

CaCO₃

CaCO₃

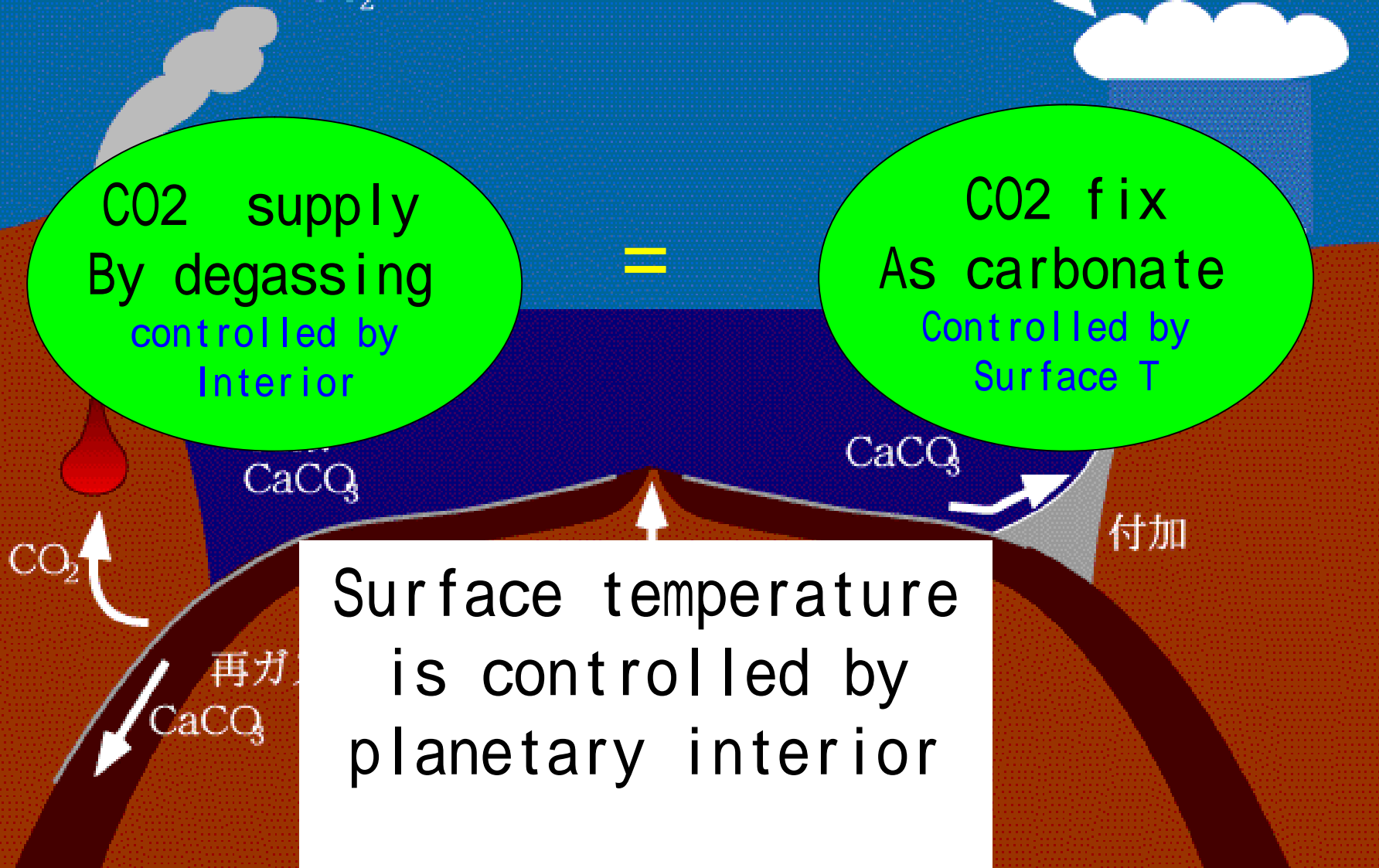
付加

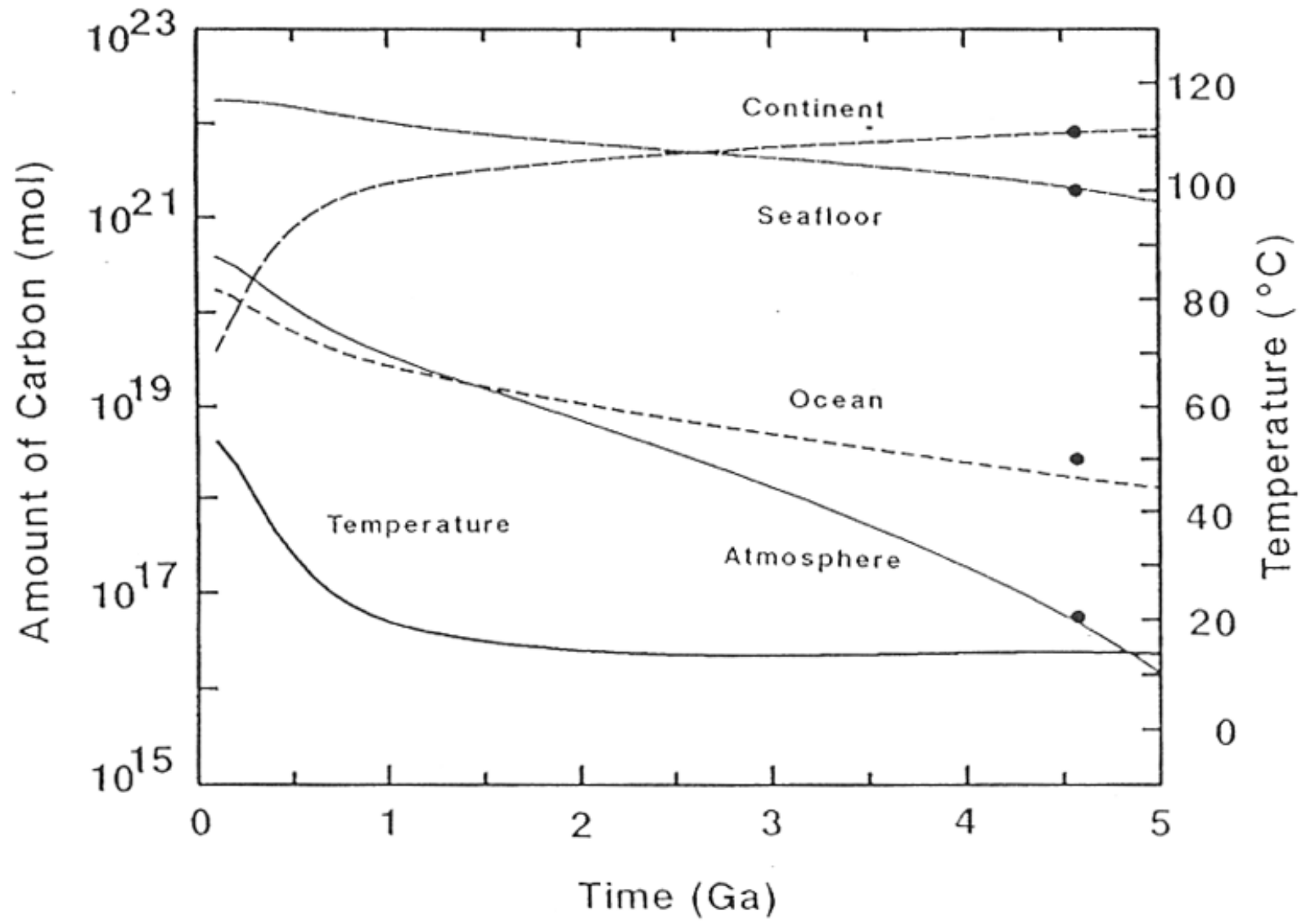
CO₂

再ガ

CaCO₃

Surface temperature
is controlled by
planetary interior





Tajika&Matsui, 1990; Tajika, 1992

Without continents

火山ガス



All carbonate
Subducts and
Decomposes.
Degasses again !

CO₂



CO₂ supply
By degassing
controlled by
Interior

=

CO₂ fix
As carbonate
Controlled by
Surface T

CO₂



CaCO₃

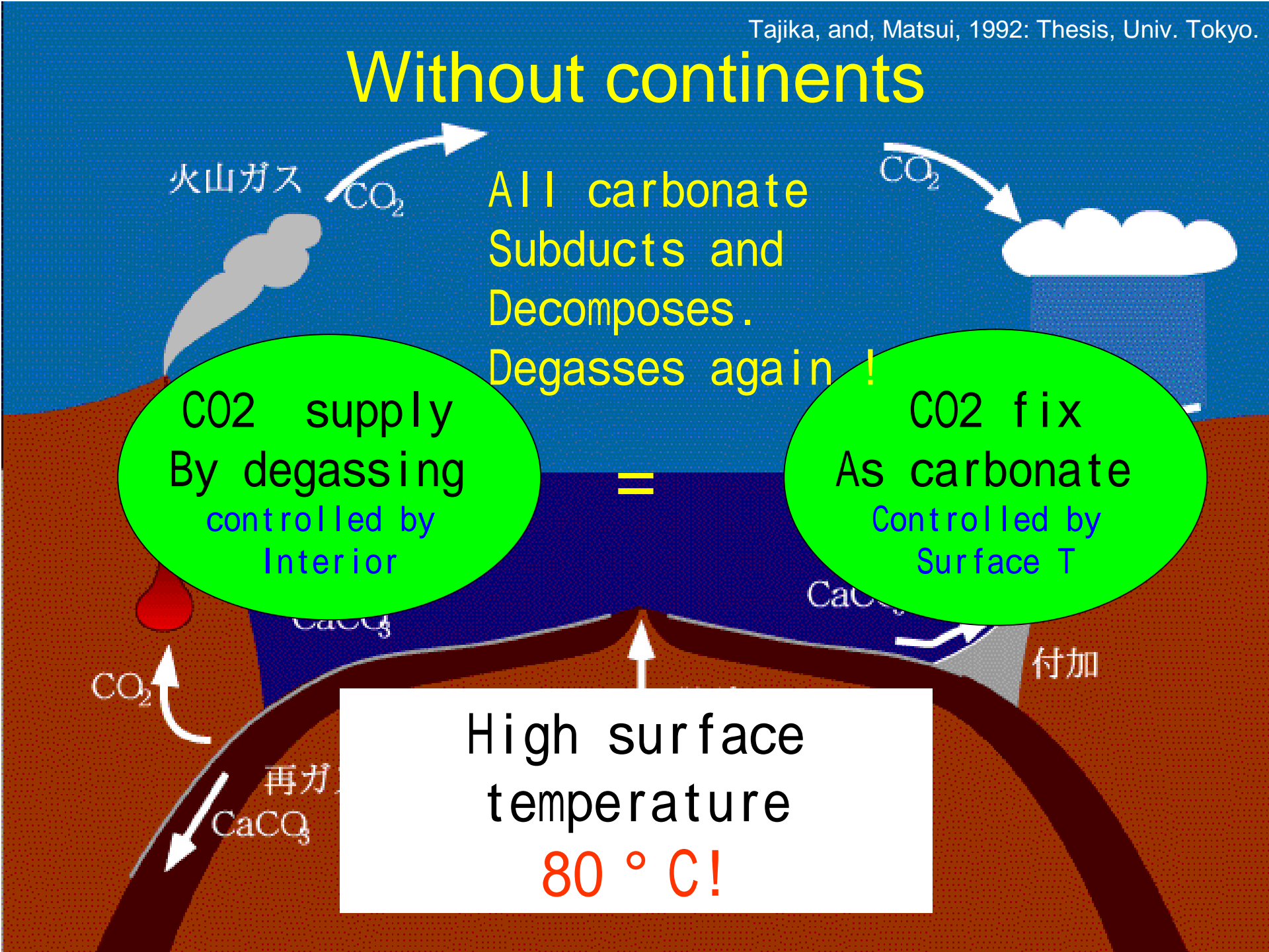
CaCO₃

付加

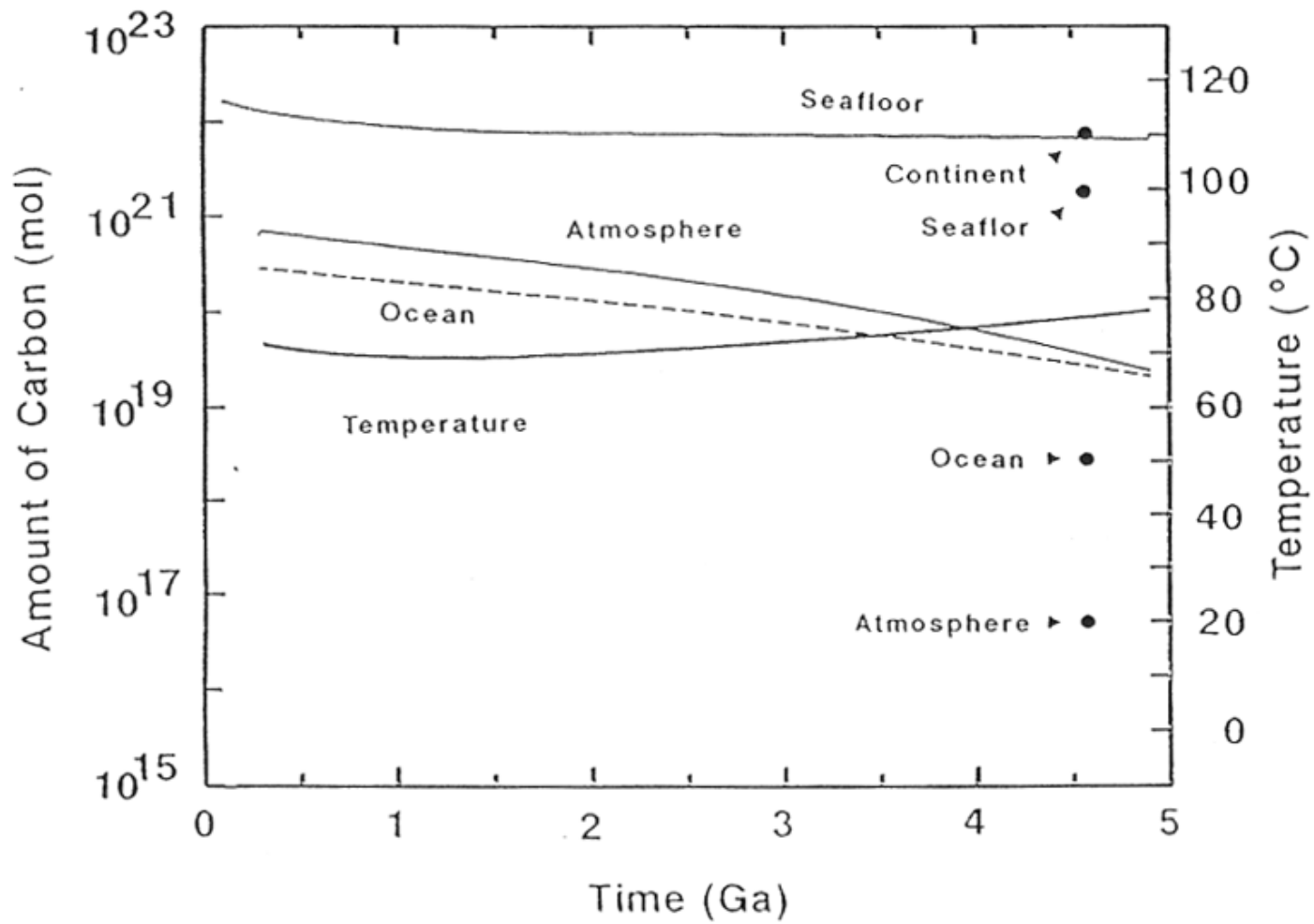
再ガ

CaCO₃

High surface
temperature
80 ° C!



Without Continents



Importance of planetary interior

Degassing from planetary interior is crucial .

Continents play important role in determining the environment .

Continuously Habitable Zone

Zone の内側限界 : H₂Oの散逸
暴走限界

Zone の外側限界 : CO₂の凝縮

テクトニックな活動が活発で大きな脱ガスが維持される場合

現在の太陽系 : 0.95 – 1.37 AU

46億年間 : 0.95-1.15 AU

(Kasting et al: Habitable zones around main sequence stars, Icarus, 101,108-128, 1993.)



4. Various Water Planets

Habitable Zone Limits for Dry Planets

Y. Abe, A. Abe-Ouchi, N. H. Sleep, and K. J. Zahnle

Submitted to J. Astrobiology

Problem of global average

Discussion using global average implicitly assumes an ocean-covered 'aqua' planet that has a large amount of liquid water like the present Earth.

However, there is a possibility of a habitable 'land' planet that is covered by vast dry desert but has locally abundant water. Ancient Mars might be in such a state.

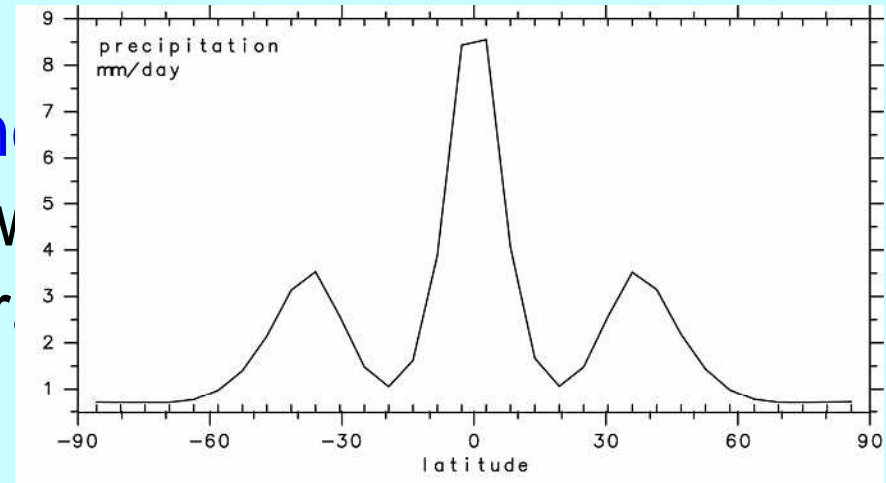
Liquid water: limited by itself

The conditions for the existence of liquid water can be different for a less water land planet from that of an aqua planet, because both the ice-albedo feedback, which causes the complete freezing, and the runaway greenhouse, which causes the complete evaporation, are caused by the phase change of water.

Ocean planet and Land planet

Aqua Planet (ocean planet)

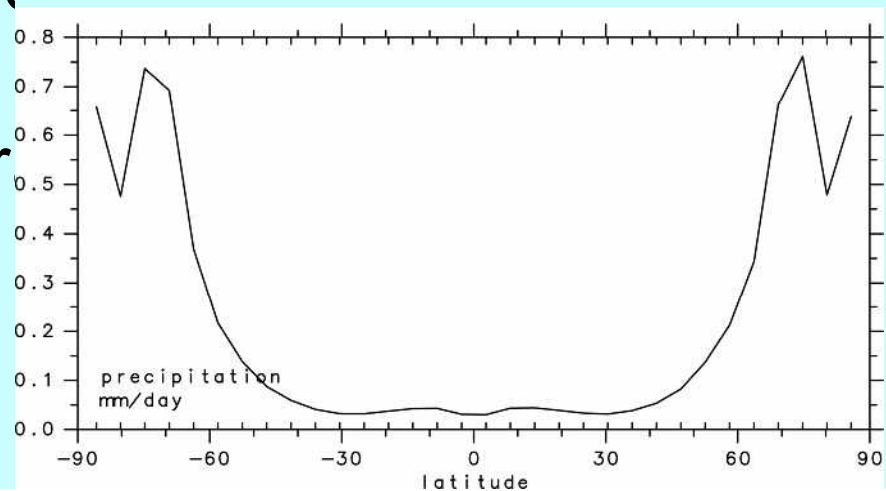
A planet with a globally warm climate
Precipitation and evaporation are high



Land Planet:

A planet on which the surface temperature is dominated by the atmosphere (e.g., Mars) (e.g., Pierrehumbert et al., 2005).

Precipitation and evaporation are low



Ocean planet and Land planet

Aqua Planet (ocean planet)
A planet with a globally balanced
Precipitation and evaporation
Earth like
Land Planet:
A planet on which the atmosphere
is dominated by the atmosphere
(e.g., Sellers et al., 2005).
Precipitation and evaporation

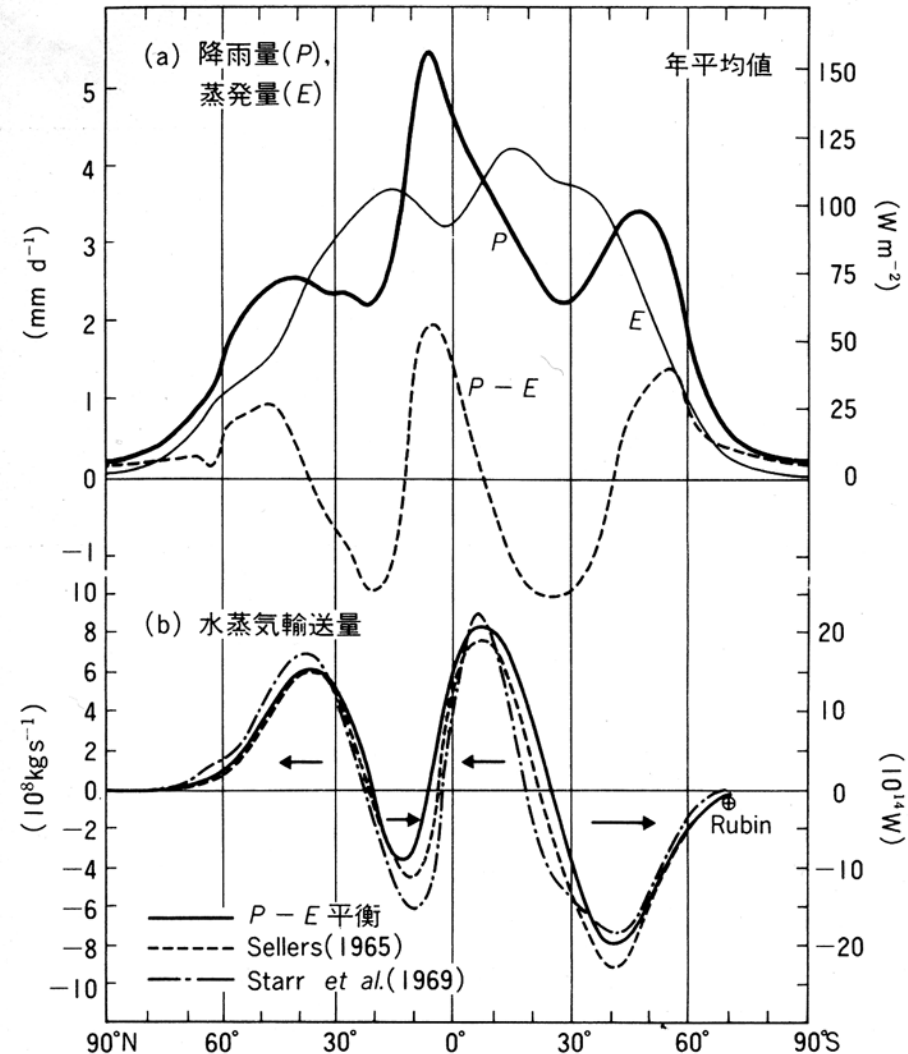


図 3.20 (a)年平均でみた降雨量 (P) と蒸発量 (E) と $P-E$ の南北分布. (b)水蒸気の南北輸送量, 実線は(a)図の $P-E$ の分布を維持するのに必要な輸送量を求めたもの, 破線は Sellers (1965) による同様な見積り, 一点鎖線は Starr et al. (1969) による輸送量の計算値 (Newton, 1972).

Ocean planet and Land planet

Aqua Planet (ocean planet):

A planet with a globally wet surface.

Precipitation and evaporation are not in balance

Earth like

Land Planet:

A planet on which the surface water distribution is dominated by the atmospheric circulation (Abe et al., 2005).

Precipitation and evaporation are in balance

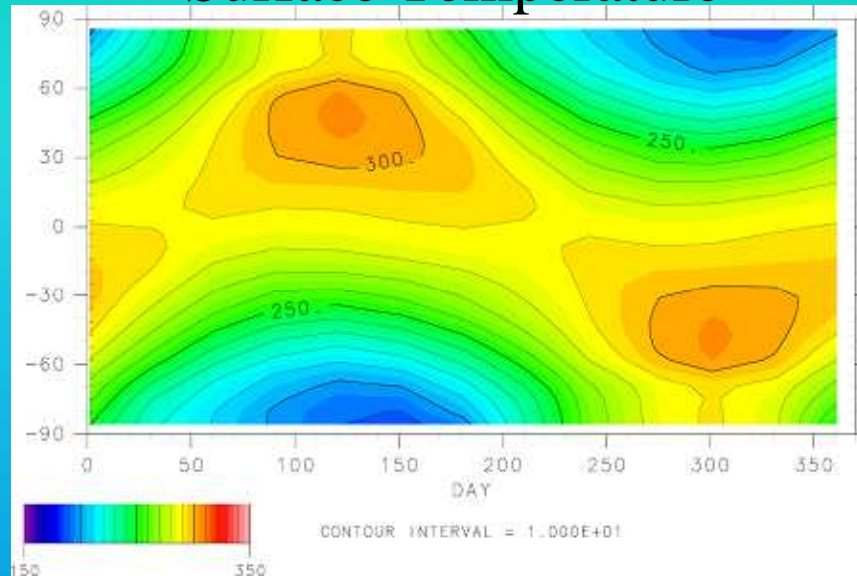
Scattered lake, large desert

Dune planet (Herbert, F. (1965) *Dune*,)

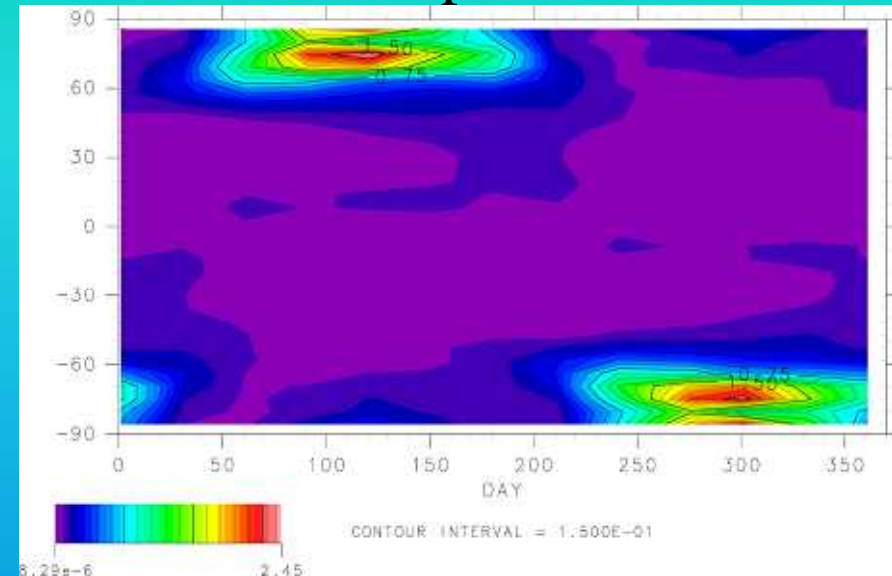
Titan, ancient Mars?

Example of A Land Planet

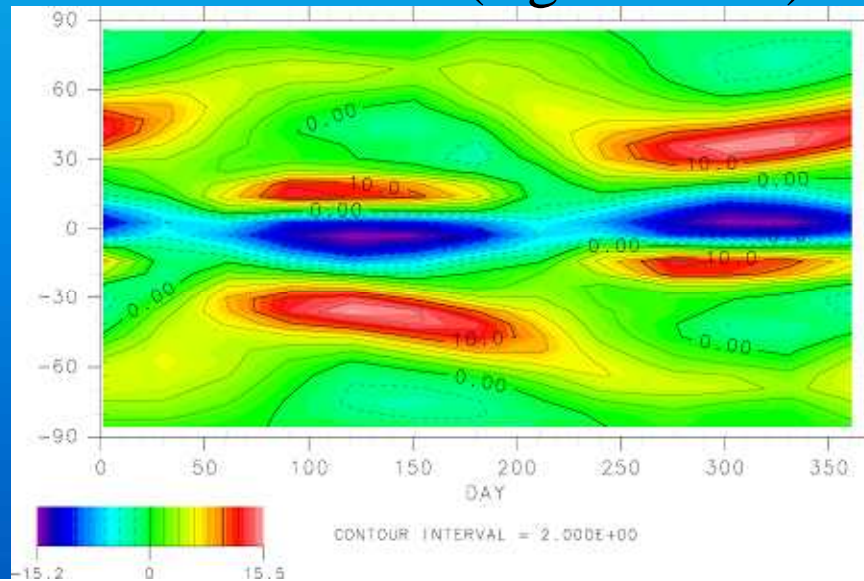
Surface Temperature



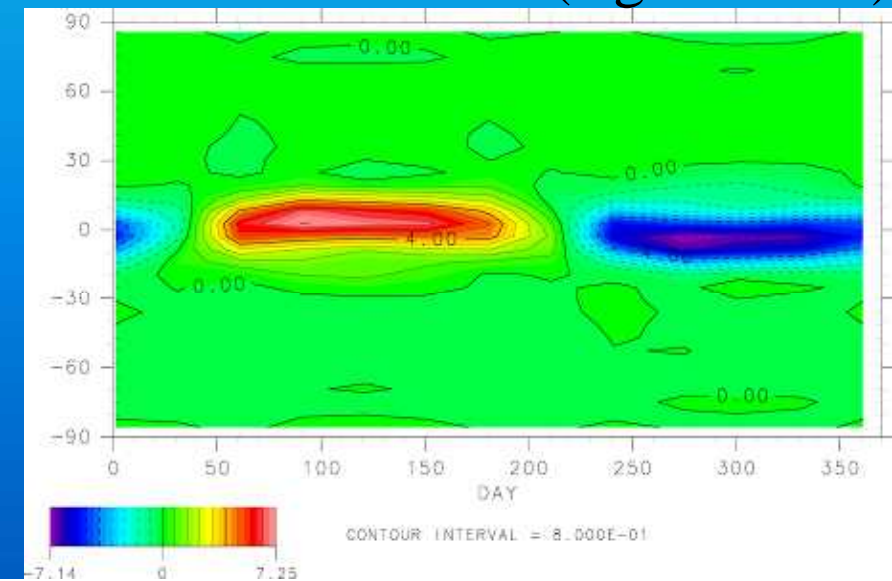
Precipitation



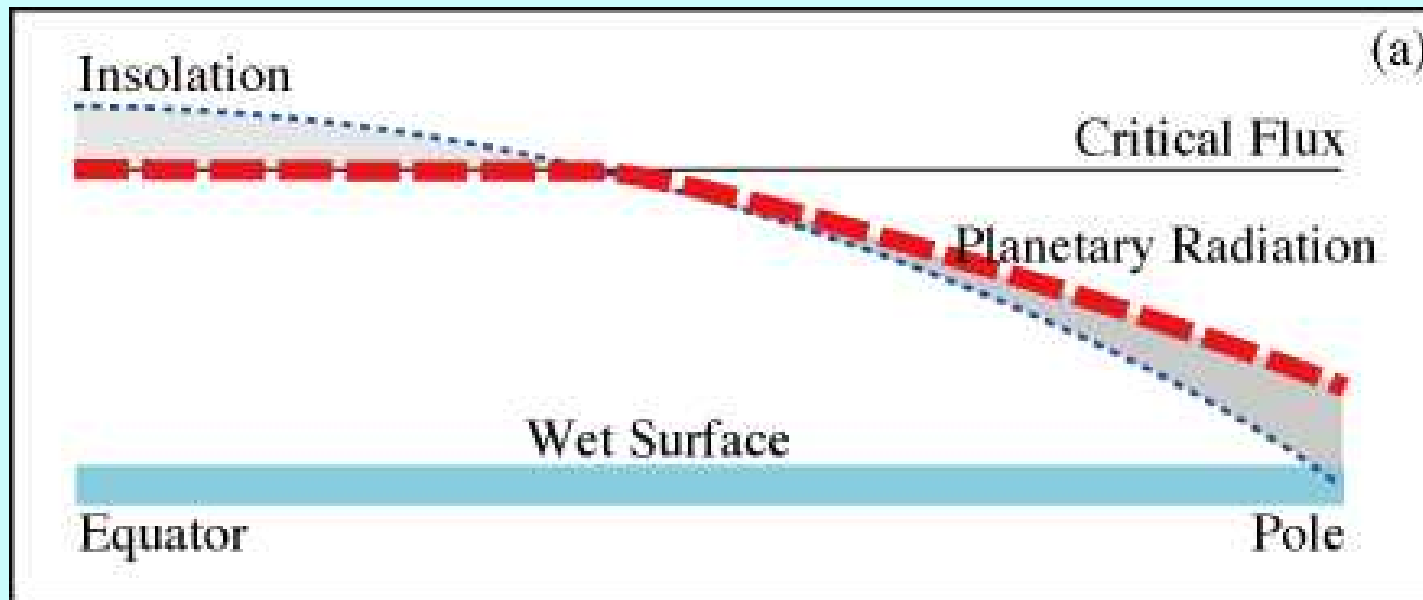
Zonal Wind (sigma=0.81)



Meridional Wind (sigma=0.81)



Runaway greenhouse of an ocean planet

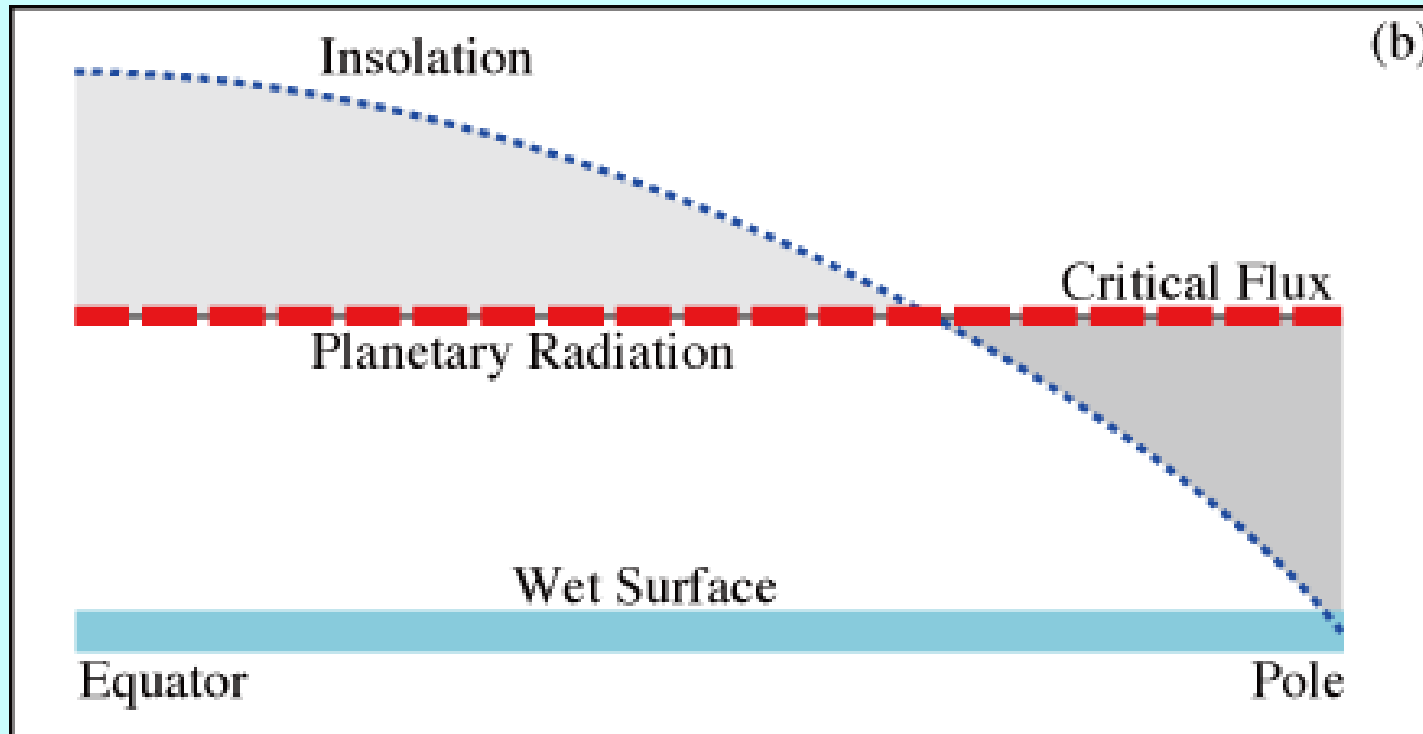


Global average insolation below the critical flux

Even if the insolation at the low latitude is above the critical ,
High latitude emits the excess

Present Earth is in this state

Runaway greenhouse of an ocean planet

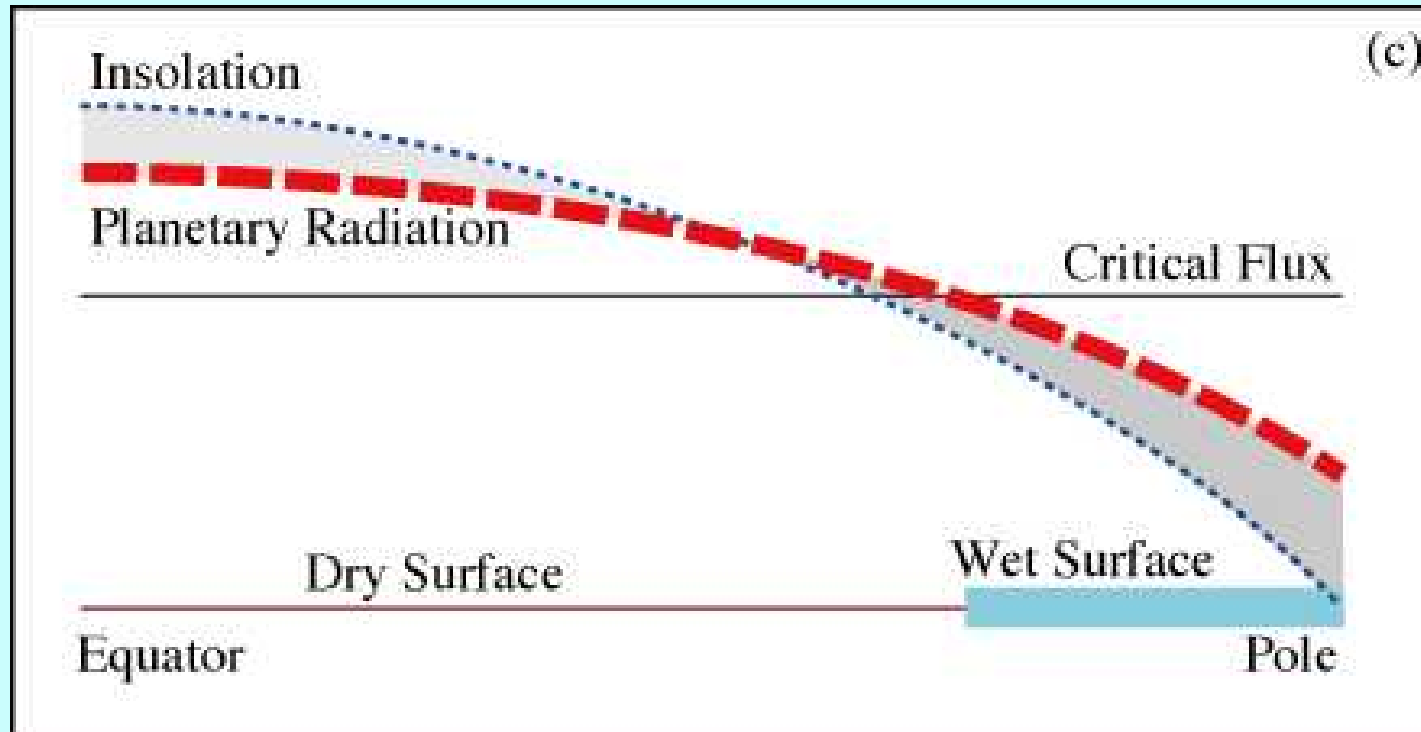


Global average insolation above the critical flux

Planetary radiation cannot exceed the critical
Energy balance cannot be achieved

Runaway

Runaway greenhouse of a land planet

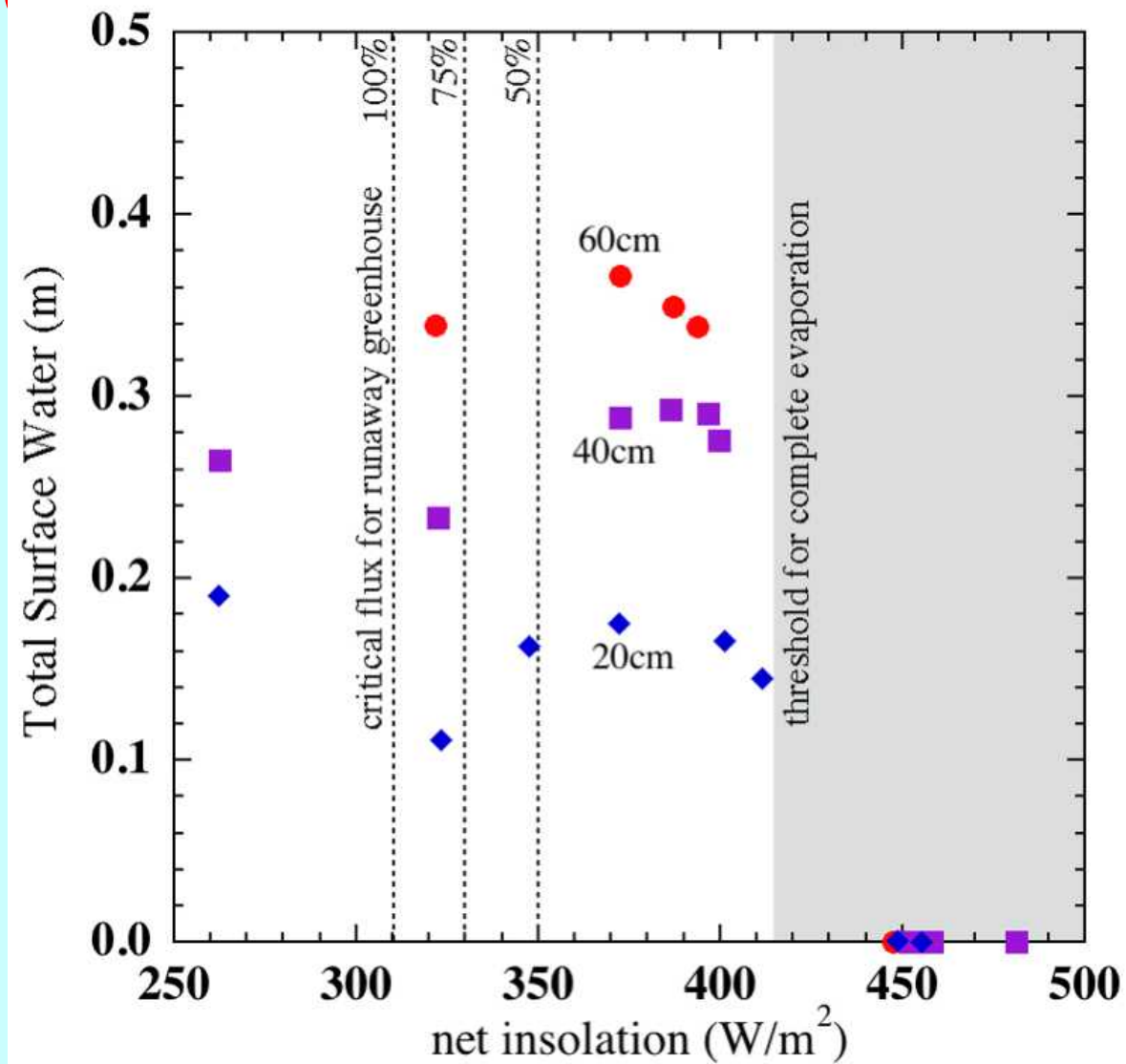


Global average insolation above the critical flux

Dry low latitude can emit above the critical ,
High latitude is below the critical

Water can exist at high latitude

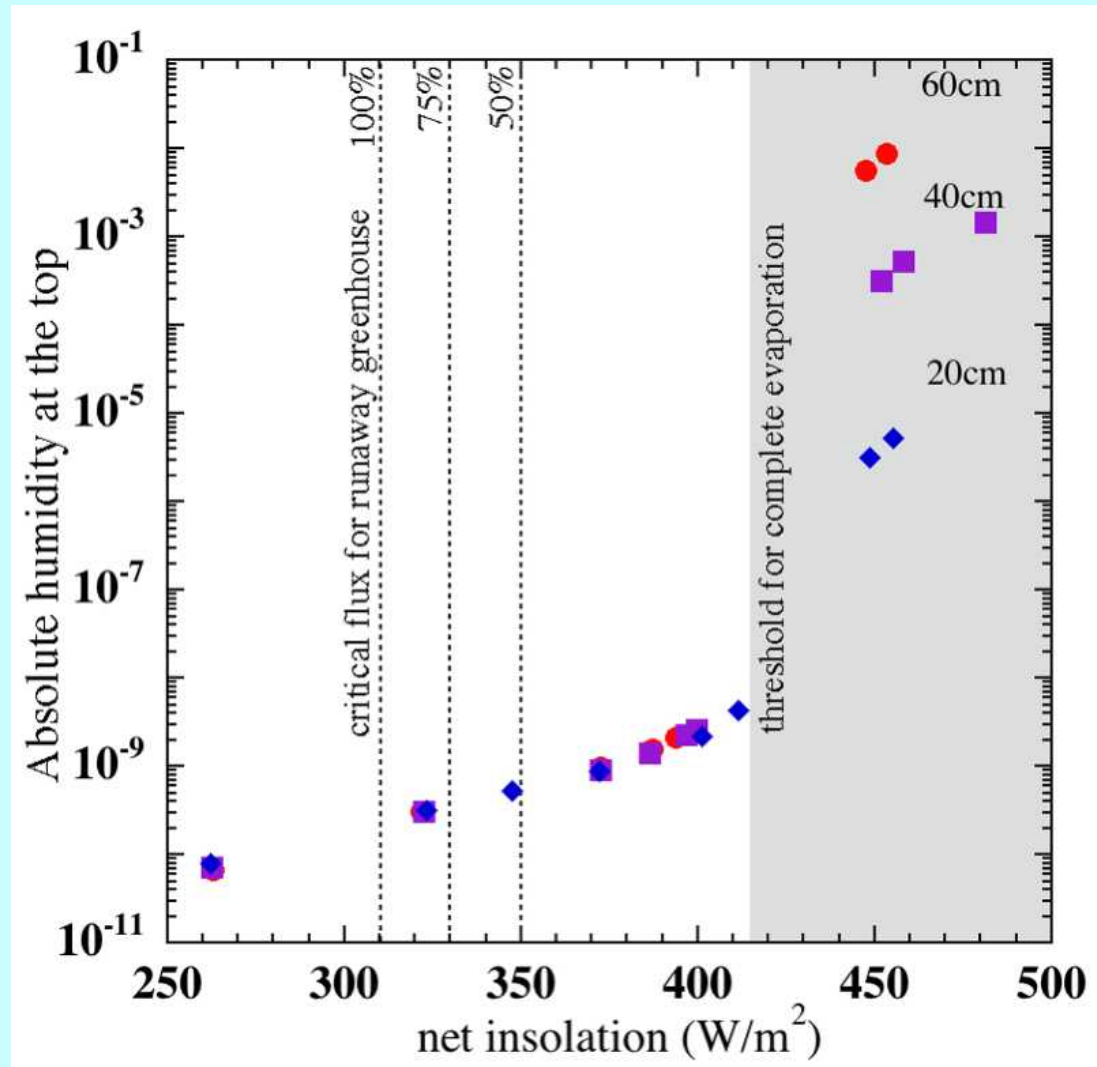
GCM result : Ground water vs net insolation



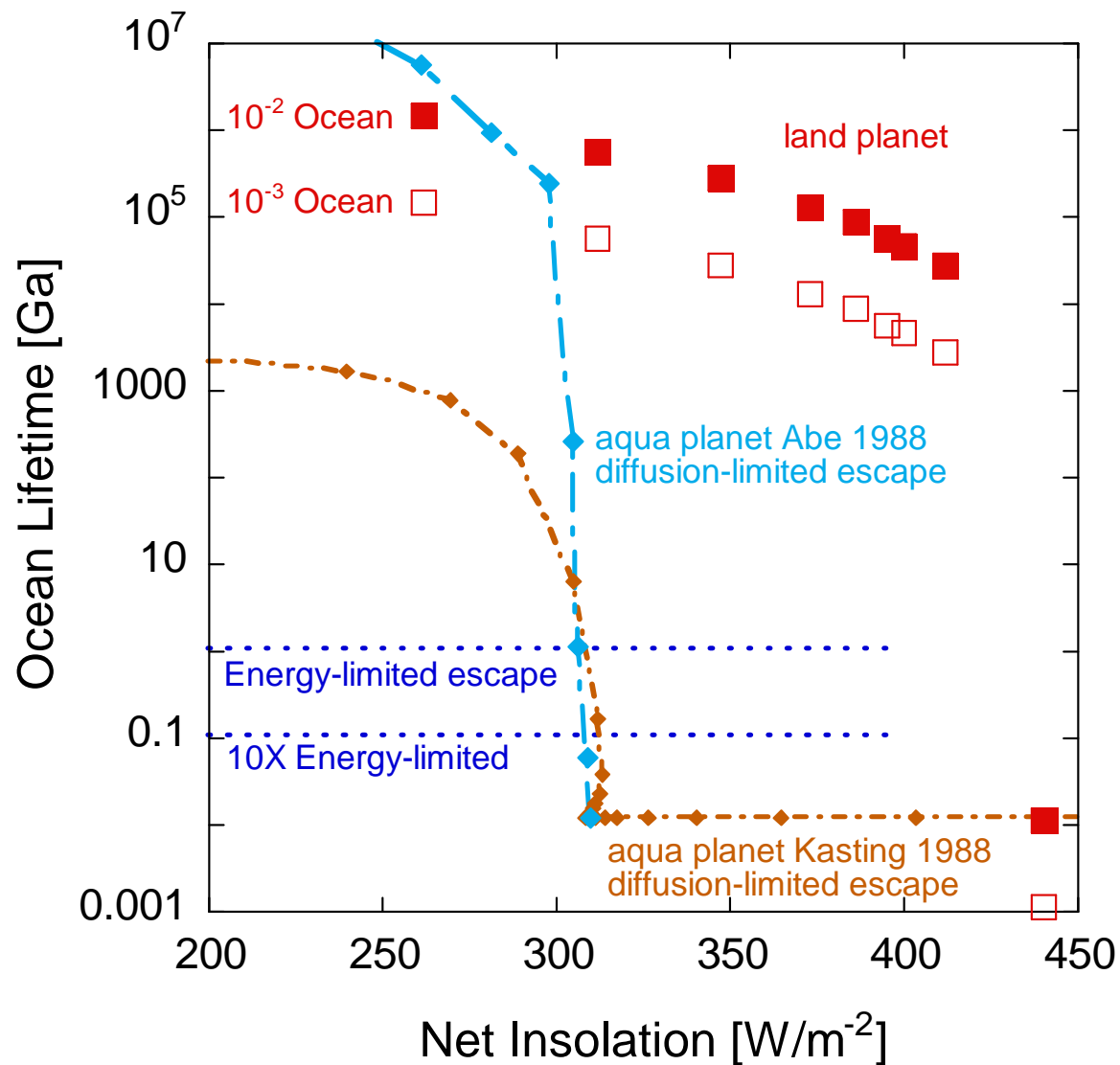
Water content in the upper atmosphere

成層圏上部の水蒸気量は極端に小さい:
非常にわずかな水の量(平均1mm)でも長期間安定に存在できる

The water content in the upper atmosphere is extremely small.



The lifetime of water on the surface

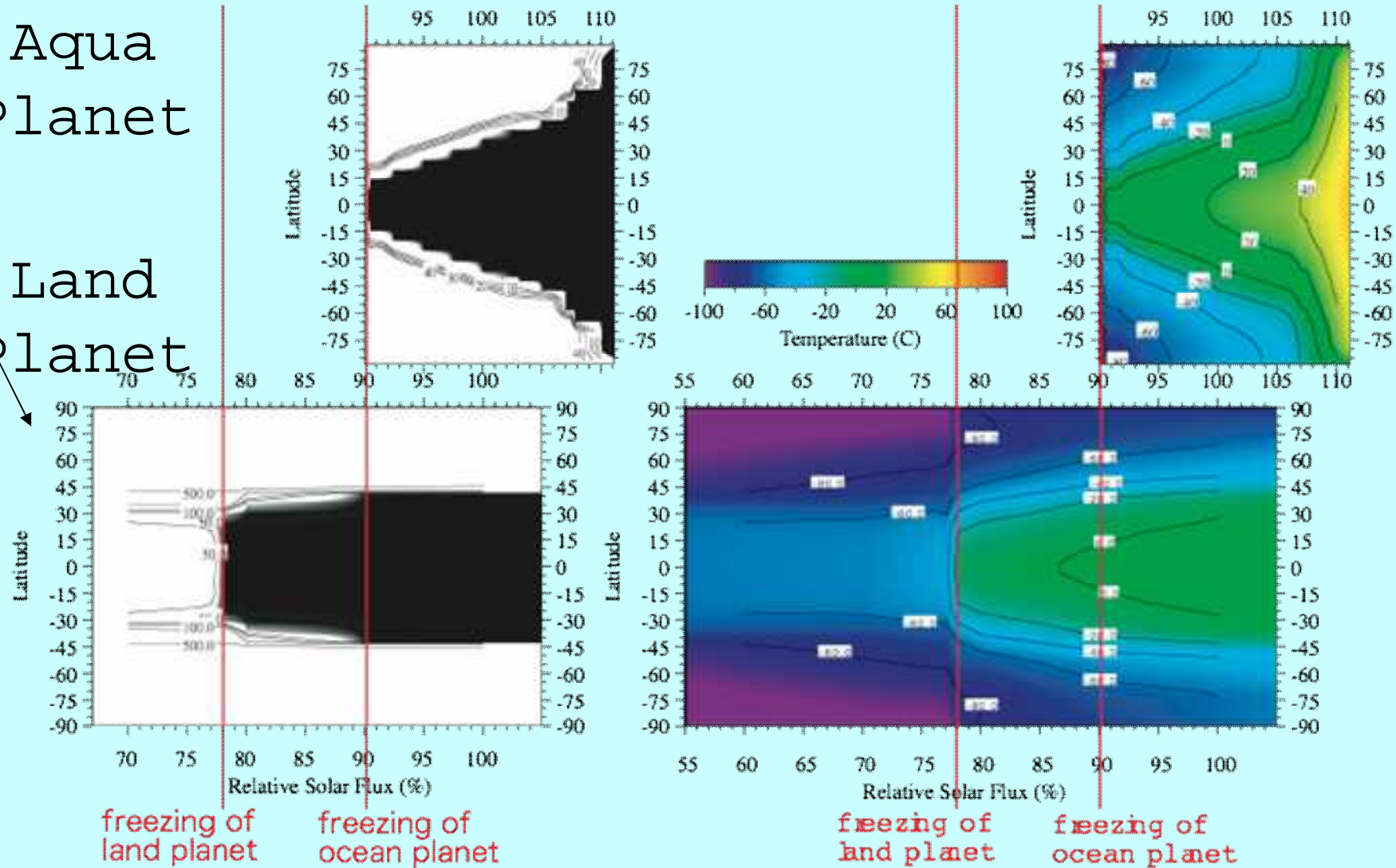


The lifetime of water on the surface of the land planet is longer than that of the aqua planet.

Freezing limit

Aqua Planet

Land Planet

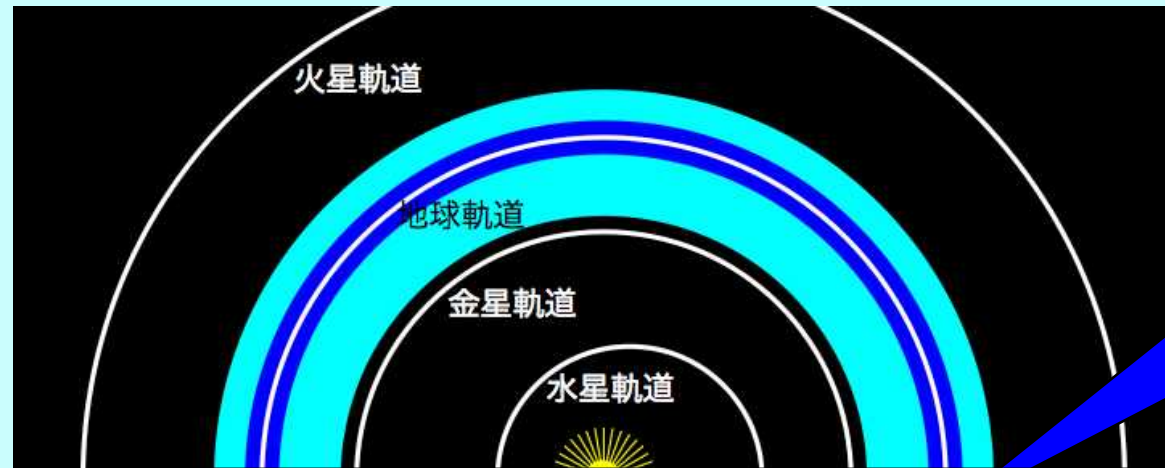


The freezing limit (of solar flux) is smaller on land planet than on aqua planet.

阿部, 1993:

惑星の科学, 朝倉書店, pp. 227.

Land Planet vs Aqua Planet



Stability region of
Liquid water

Aqua
Planet

Stability region of Liquid water

Aqua : 90 110% Land

Land : 77 170% Planet

For the same atmospheric conditions, the
stability region of liquid water is
narrower for Aqua planet than Land planet
by factor 3 !!

Various Water Planets

(1) Aqua Planet

1-1 Ocean (only) Planet:

Without continents, surface can be very hot

1-2 Ocean-Land Planet:

Earth-like

(2) Land Planet:

Dune Planet, ancient Mars?

The abundance of water is important!

Ocean-Land Planets: $x0.1 \sim x10$ earth ocean mass
water



5. Supply of water

Water amount and Water Planet

H₂O itself is very abundant

water is more abundant than rock

If we collect all water,

--> the planet should be like Uranus or Neptune.

Water planets

Only small amount of water is captured

Earth Ocean: only 0.027% of the Earth mass

10 x ocean mass ---> Ocean (only) planet

0.1 x ocean mass ---> Land Planet

Supply of water to planetary material

Supply of water to planets

---contained in the solid material

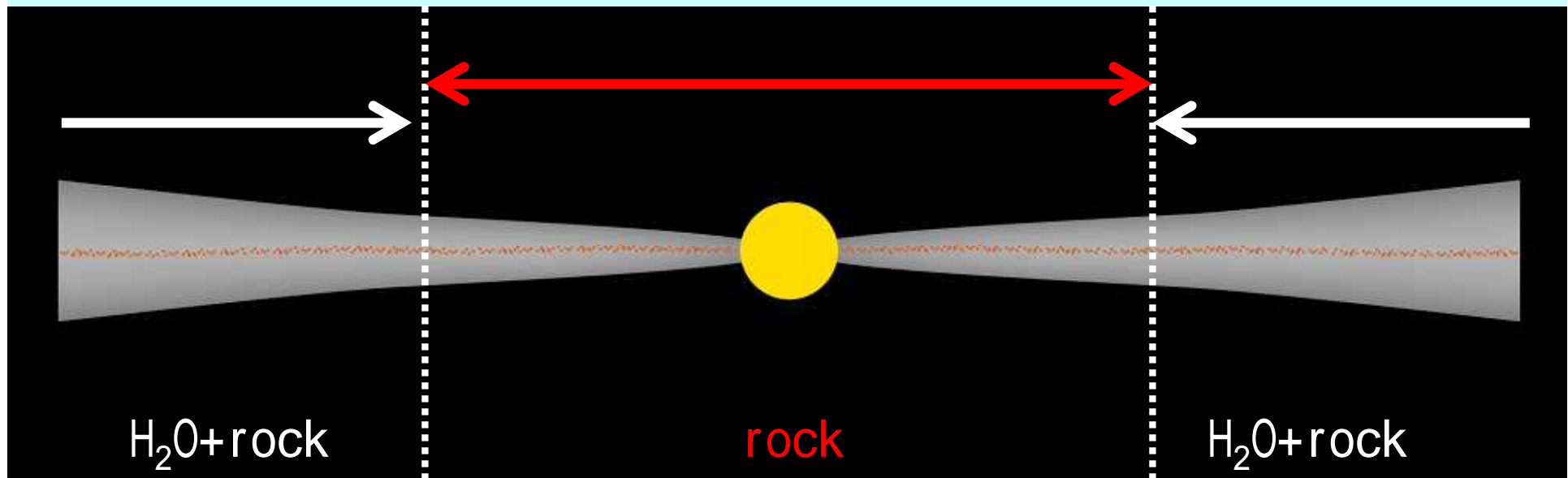
Solar nebula: low pressure, H_2O cannot be liquid

----> H_2O is taken in as ice at first

(Maybe reacted with rock later ---> Hydrous mineral)

This occurs beyond 2.7AU.

'Snow line' ~ 2.7AU



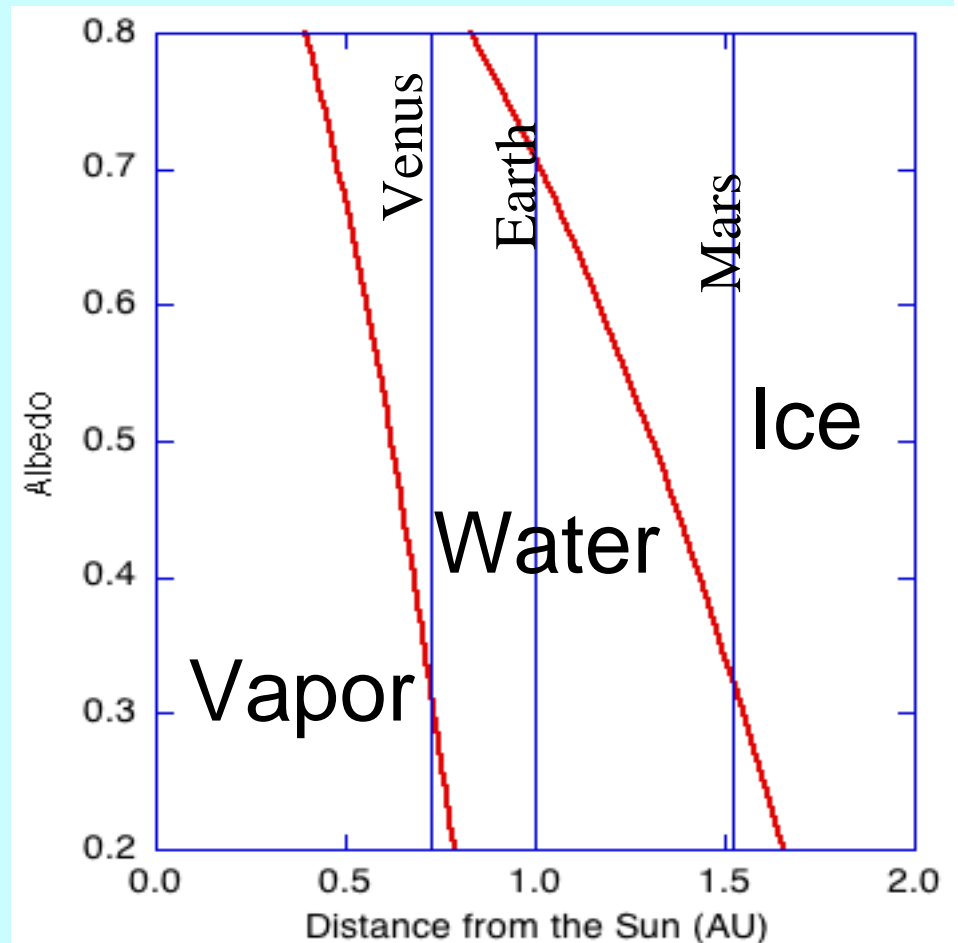
Stability of liquid water on planets

The region where H₂O is taken in the solid planet material (>2,7AU)
Is beyond the region where liquid water is stable on planets.

---> **Transport mechanism determines water abundance on planets.**

However, the mechanism is not clarified yet.

阿部, 2009, 日本惑星科学会誌「遊星人」.



Candidates of Water source

Not well constrained

- 1 . Nebula Gas
- 2 . Comets
- 3 . Material of Asteroid belt
- 4 . Planetesimal of earth orbit

In our solar system, 3 or 4 is likely.
However, in extra solar systems, any source
will be possible. ---> Variety of water planets.

How to make a habitable planet

Unresolved

---> Major issues:

- Habitable planets other than water planets
- Variety of water planets
- Cause of Variety

references

- * 阿部豊, 1993: 惑星の科学, 第1章 惑星の大気, 朝倉書店, 1-55.
- * 阿部豊, 2009: <<フロンティアセミナー・テキスト>>ハビタブルプラネットの起源と進化 第1回, 日本惑星科学会誌「遊星人」, 18, 194-215.
- * Abe, Y., 1993: Physical state of the very early Earth, *Lithos*, 30, 223-225.
- * Abe, Y., Abe-Ouchi, A., Sleep, N. H., Zahnle, K. J. : Habitable Zone Limits for Dry Planets, Submitted to *J. Astrobiology*.
- * Abe, Y., A. Numaguti, G. Komatsu and Y. Kobayashi, 2005: Four climate regimes on a land planet with wet surface: Effects of obliquity change and implications for ancient Mars. *Icarus*, 178, 27-39
- * Abe, Y., Matsui, T., 1988: Evolution of an Impact-Generated H₂O-CO₂ Atmosphere and Formation of a Hot Proto-Ocean on Earth, *J. Atmos. Sci.*, 45, 3081-3101.
- * Herbert, V., 1965: Folic Acid, *Annual Review of Medicine*, 16, 359-370.
- * Ingersoll, A. P. 1969 Inertial Taylor columns and Jupiter's Great Red Spot. *J. Atmos. Sci.* 26, 744-752.
- * 榎根勇, 1980: 自然地理学講座(3) 水文学, 大明堂, 272pp.
- * Kasting, J. F., D. H. Egger, and S. P. Raeburn, 1993; Mantle redox evolution and the oxidation state of the Archean atmosphere, *J. Geol.*, 101, 245-257.
- * Kasting, J. F., O. B. Toon, and J. B. Pollack, 1988: How climate evolved on the terrestrial planets , *Scientific Am.*, 256, 90-97.
- * Komabayashi, M., 1967: Discrete equilibrium temperatures of a hypothetical planet with the atmosphere and the hydrosphere of one component-two phase system under constant solar radiation. *J. Meteor. Soc. Japan*, 45, 137-139.
- * Komabayashi, M., 1968: Conditions for the coexistence of the atmosphere and the oceans. *Shizen*, 23, No. 2, 24-31 (in Japanese).
- * Nakajima, S., Y.-Y. Hayashi and Y. Abe, 1992: *J. Atmos. Sci.*, 49, 2256-2266.
- * Tajika, E., Matsui, T., 1990: The evolution of the terrestrial environment, Oxford Univ. Press, New York, N.Y., 378pp.
- * Tajika, E., 1992: Evolution of the atmosphere and ocean of the Earth. Global geochemical cycles of C, H, O, N, and S, and degassing history coupled with thermal history, Thesis, Univ. Tokyo.
- * Walker, B. H., Ludwig, D., Holling, C. S. and Peterman, R. M., 1981: Stability of Semi-Arid Savanna Grazing Systems, *Journal of Ecology*, 69, 473-498