

Access to Seapal Suma

The 1st CPS International School of Planetary Sciences
January 5-9, 2009 --- Seapal Suma, Kobe, Japan

Transit directions to Seapal Suma

Travel time: about 1 hour 40 mins

Limousine Bus:

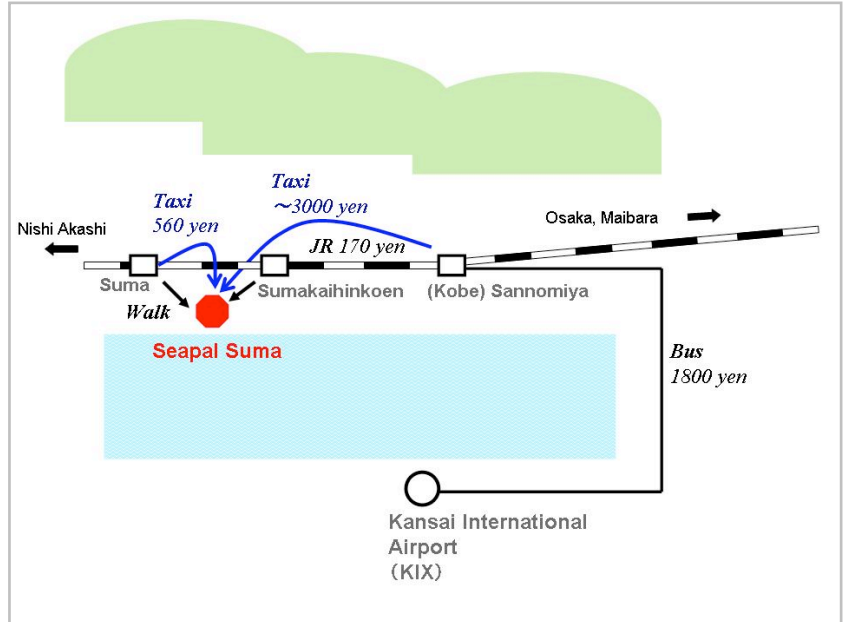
From **Kansai International Airport**
To **Kobe Sannomiya**
About 65 mins (1,100 JPY)

Walk to JR Sannomiya Railway Station
About 5 mins

Train (JR Kobe Line):

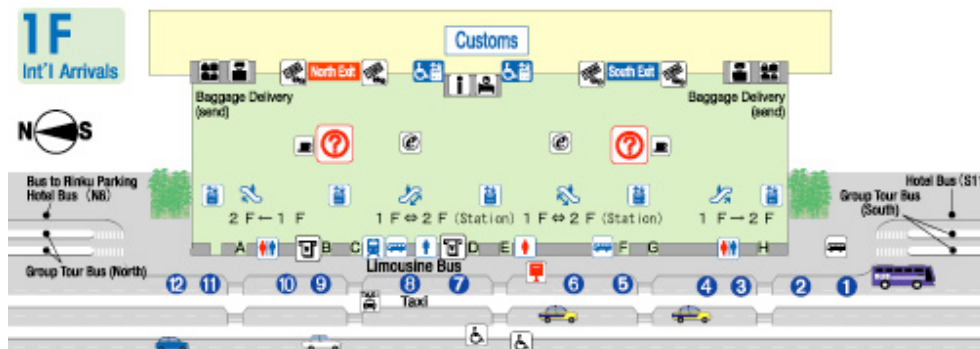
From **Sannomiya**
To **Suma** or **Sumakaihinkoen**
About 12-15 mins (170 JPY)

Walk to **Seapal Suma**
About 10 mins



1. From KIX to Kobe Sannomiya

At Kansai International Airport (KIX), take a limousine bus bound for Kobe Sannomiya. Bus stops (#6 for Kobe Sannomiya) are located outside the 1st floor of the Passenger Terminal Building. Bus tickets can be purchased from the vending machines near the bus stops. The time and fare tables are available at the [Kansai Airport Transportation Enterprise](#) website (direct link: [How to purchase bus tickets](#)).

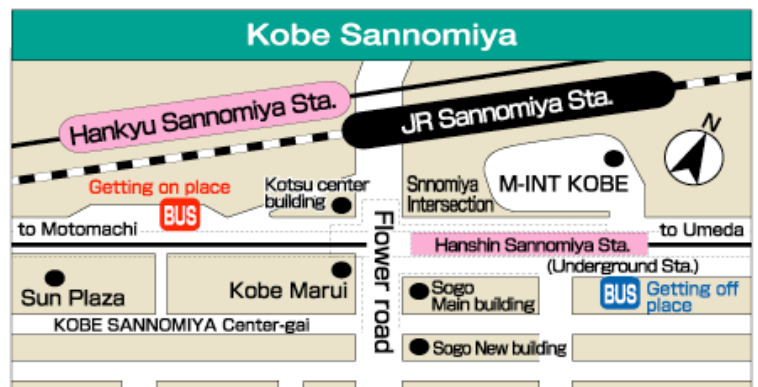


KIX Terminal Building 1st Floor
[Image credit: KIX airport]

After getting off the bus at Kobe Sannomiya, proceed by walk to JR Sannomiya station, neither to Hankyu Sannomiya station nor to Hanshin Sannomiya station.

Notice: At Kobe Sannomiya, the bus stop for KIX is different from the place where you get off the bus from KIX.

[Image credit: Kansai Airport Transportation Enterprise]



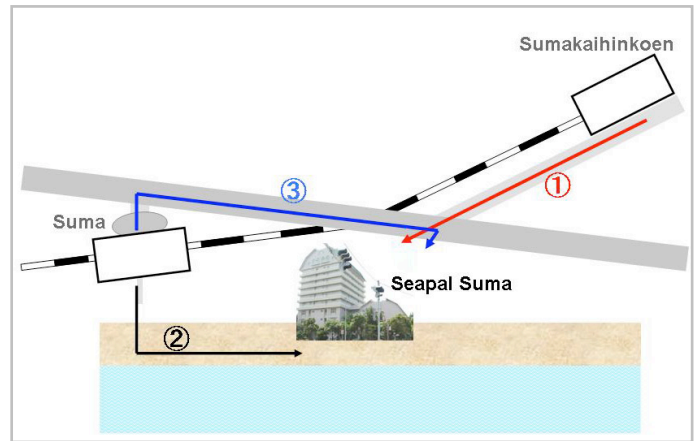
2. From Kobe Sannomiya to Seapal Suma

At JR Sannomiya station, take Kobe line trains (**Rapid** or **Local**) going in the direction of Nishi-Akashi and get out at Suma or Sumakaihinkoen.

Route-1: Walk on the road along the JR railway from Sumakaihinkoen station
About 8 mins

Route-2: Walk on the beach from Suma station
About 12 mins

Route-3: Taxi ride from the north exit of Suma station (About 590 JPY)



Local maps and panoramic street-level views around Seapal Suma are available through [Google Maps](#). For details about Google Street View, visit the [Google Help](#) website.

How to use trains

Purchase a ticket at a vending machine:

Train tickets for short distance trips can be purchased from automatic vending machines. To purchase a ticket from a vending machine, follow the four steps; (1) find your destination and the corresponding fare on the map above the vending machine (ticket fare for Sannomiya to Suma is 170 JPY), (2) insert the money for the ticket fare into the machine (some machines may not accept bills of 5,000 and 10,000 JPY), (3) press the button that shows the amount for your ticket, and (4) collect your ticket and change.

Getting on and off trains:

After buying a ticket, you can proceed through a ticket gate. At automatic ticket gates, insert the ticket into the slot, walk through the gate and pick up the ticket on the other side. If you insert an invalid ticket, the gate will close and an alarm will sound. Find your platform by looking for your train line and direction. Most important signs are written in Japanese and English. When getting off the train, go through the ticket gate in the same way as you entered (the ticket is retained in the machine upon exiting). If you did not pay the correct fare for your destination station, you have to pay the difference at a "Fare Adjustment" machine before going to the gates.



3. Option

There are alternative ways to reach Seapal Suma with train, high-speed ferry, monorail and taxi.

Route-1

Train (JR Kansai Airport Rapid Service):

From **KIX Airport**
To **Osaka**

About 65 mins

- Connect (JR Kobe Line Rapid Service):

From **Osaka**
To **Suma**

About 40 mins

(Total 1,830 JPY)

Route-2

High-Speed Ferry (Bay Shuttle):

From **KIX Airport**
To **Kobe Airport**

About 30 mins (1,500 JPY)

Monorail (Port Liner):

From **Kobe Airport**
To **Sannomiya**

About 18 mins (320 JPY)

Taxi:

From **Sannomiya**
To **Seapal Suma**

About 20 mins (About 3,000 JPY)

Route-3

High-Speed Ferry (Bay Shuttle):

From **KIX Airport**
To **Kobe Airport**

About 30 mins (1,500 JPY)

Taxi:

From **Kobe Airport**
To **Seapal Suma**

About 25 mins (About 4,000 JPY)

Seapal Suma

1-1-1 Sumaura-dori, Suma, Kobe 654-0055, Japan

Phone: +81-(0)78-731-6815

The following websites might be useful for planning your trip.

- [KIX Airport](#)
- [Hyperdia Train Timetable](#)
- [Kobe-KIX Bay Shuttle](#)
- [Port Liner](#)